

Mental Health - Mississippi State Hospital

P. O. Box 157-A

James G. Chastain

AGENCY

ADDRESS

CHIEF EXECUTIVE OFFICER

	Actual Expenses June 30,2021	Estimated Expenses June 30,2022	Requested For June 30,2023	Requested Over/(Under) Estimated	
				AMOUNT	PERCENT
<b>I. A. PERSONAL SERVICES</b>					
1. Salaries, Wages & Fringe Benefits (Base)	68,214,046	77,397,694	90,527,298		
a. Additional Compensation			8,196,274		
b. Proposed Vacancy Rate (Dollar Amount)			20,439,918		
c. Per Diem					
<b>Total Salaries, Wages &amp; Fringe Benefits</b>	<b>68,214,046</b>	<b>77,397,694</b>	<b>78,283,654</b>	<b>885,960</b>	<b>1.14%</b>
2. Travel					
a. Travel & Subsistence (In-State)	2,336	14,560	14,560		
b. Travel & Subsistence (Out-Of-State)		3,640	3,640		
c. Travel & Subsistence (Out-Of-Country)					
<b>Total Travel</b>	<b>2,336</b>	<b>18,200</b>	<b>18,200</b>		
<b>B. CONTRACTUAL SERVICES (Schedule B)</b>					
a. Tuition, Rewards & Awards	15,709	18,530	18,530		
b. Communications, Transportation & Utilities	1,353,634	1,446,094	1,446,094		
c. Public Information	3,272	4,105	4,105		
d. Rents	484,962	608,996	608,996		
e. Repairs & Service	1,221,302	1,503,242	1,503,242		
f. Fees, Professional & Other Services	8,501,122	9,018,629	9,018,629		
g. Other Contractual Services	298,817	317,839	317,839		
h. Data Processing	785,600	990,300	990,300		
i. Other	282,846	302,279	302,279		
<b>Total Contractual Services</b>	<b>12,947,264</b>	<b>14,210,014</b>	<b>14,210,014</b>		
<b>C. COMMODITIES (Schedule C)</b>					
a. Maintenance & Construction Materials & Supplies	59,317	217,363	217,363		
b. Printing & Office Supplies & Materials	335,444	605,812	605,812		
c. Equipment, Repair Parts, Supplies & Accessories	256,621	396,064	396,064		
d. Professional & Scientific Supplies & Materials	3,449,443	4,695,672	4,695,672		
e. Other Supplies & Materials	859,105	1,205,498	1,205,498		
<b>Total Commodities</b>	<b>4,959,930</b>	<b>7,120,409</b>	<b>7,120,409</b>		
<b>D. CAPITAL OUTLAY</b>					
1. Total Other Than Equipment (Schedule D-1)	308,065	74,982	74,982		
2. Equipment (Schedule D-2)					
b. Road Machinery, Farm & Other Working Equipment					
c. Office Machines, Furniture, Fixtures & Equipment	126,212	126,212	126,212		
d. IS Equipment (Data Processing & Telecommunications)	265,384	382,040	382,040		
e. Equipment - Lease Purchase					
f. Other Equipment					
<b>Total Equipment (Schedule D-2)</b>	<b>391,596</b>	<b>508,252</b>	<b>508,252</b>		
3. Vehicles (Schedule D-3)	31,248	45,900	45,900		
4. Wireless Comm. Devices (Schedule D-4)					
<b>E. SUBSIDIES, LOANS &amp; GRANTS (Schedule E)</b>	<b>9,826,886</b>	<b>17,433,145</b>	<b>17,433,145</b>		
<b>TOTAL EXPENDITURES</b>	<b>96,681,371</b>	<b>116,808,596</b>	<b>117,694,556</b>	<b>885,960</b>	<b>0.76%</b>
<b>II. BUDGET TO BE FUNDED AS FOLLOWS:</b>					
Cash Balance-Unencumbered	12,283,460	18,491,022	18,491,022		
General Fund Appropriation (Enter General Fund Lapse Below)	60,446,157	61,046,046	66,832,395	5,786,349	9.48%
State Support Special Funds	3,161,883	3,161,883	3,161,883		
Federal Funds	1,059,989				
Medicaid	28,966,195	31,901,524	31,901,524		
Medicare	3,659,764	3,992,470	3,992,470		
Other	3,372,352	12,799,043	7,898,654	(4,900,389)	(38.29%)
Patient/Client Fees	2,222,593	3,907,630	3,907,630		
Less: Estimated Cash Available Next Fiscal Period	(18,491,022)	(18,491,022)	(18,491,022)		
<b>TOTAL FUNDS (equals Total Expenditures above)</b>	<b>96,681,371</b>	<b>116,808,596</b>	<b>117,694,556</b>	<b>885,960</b>	<b>0.76%</b>
GENERAL FUND LAPSE					
<b>III: PERSONNEL DATA</b>					
Number of Positions Authorized in Appropriation Bill					
a.) Perm Full	1,570	1,564	1,564		
b.) Perm Part					
c.) T-L Full	66	60	60		
d.) T-L Part					
Average Annual Vacancy Rate (Percentage)					
a.) Perm Full	0.34	0.17	0.17		
b.) Perm Part					
c.) T-L Full	0.19	0.08	0.08		
d.) T-L Part					

Approved by:

James G. Chastain

Official of Board or Commission

Submitted by:

Carla C. Dearman

Date:

8/2/2021 1:44 PM

Budget Officer:

Carla C. Dearman / carla.dearman@msh.ms.gov

Phone Number:

(601)351-8164

Title:

Director of Revenue

REQUEST BY FUNDING SOURCE

Name of Agency : Mental Health - Mississippi State Hospital

Specify Funding Sources As Shown Below	FY 2021 Actual Amount	% of Line Item	% of Total Budget	FY 2022 Estimated Amount	% of Line Item	% of Total Budget	FY 2023 Requested Amount	% of Line Item	% of Total Budget
1. General _____ State Support Special (Specify) _____	53,566,423	78.53%		55,434,737	71.62%		56,320,697	71.94%	
2. Budget Contingency Fund									
3. Education Enhancement Fund									
4. Health Care Expendable Fund									
5. Tobacco Control Fund									
6. Capital Expense Fund									
7. Working Cash Stabilization Reserve Fund									
8. BP Settlement Fund									
9. Gulf Coast Restoration Fund									
10. Back To Business Mississippi Grant Fund									
11. MS COVID-19 Relief Payment Fund									
12. DFA CARES Act COVID-19 Fund									
13. MS Tourism Recovery Fund									
14. MS Nonprofit Museums Recovery Fund									
15. Equity in Distance Learning Fund									
16. Postsecondary Education COVID-19 Relief Grant Fund									
17. Independent Schools' COVID-19 Assistance Grant Fund									
18. MS Pandemic Response Broadband Availability Grant Program Fund									
19. MS Emergency Management Agency COVID-19 Fund									
20. MS Electric Cooperatives Broadband COVID-19 Grant Program Fund									
21. COVID-19 Broadband Provider Grant Program Fund									
22. Rental Assistance Grant Program Fund									
23. ICU Infrastructure Fund									
24. Poultry Farmer Stabilization Grant Program Fund									
25. Mississippi Supplemental CFAP Grant Program Fund									
26. Sweet Potato Farm Sustainment Grant Program Fund									
27. Coronavirus Local Fiscal Recovery Fund									
28. Coronavirus State Fiscal Recovery Fund									
29. Federal _____ Other Special (Specify) _____									
30. Medicaid	8,788,574	12.88%		12,079,627	15.61%		12,079,627	15.43%	
31. Medicare	2,343,620	3.44%		3,514,073	4.54%		3,514,073	4.49%	
32. Other	2,929,525	4.29%		5,490,739	7.09%		5,490,739	7.01%	
33. Patient/Client Fees	585,904	0.86%		878,518	1.14%		878,518	1.12%	
<b>Total Salaries</b>	<b>68,214,046</b>		<b>70.56%</b>	<b>77,397,694</b>		<b>66.26%</b>	<b>78,283,654</b>		<b>66.51%</b>

REQUEST BY FUNDING SOURCE

Name of Agency : Mental Health - Mississippi State Hospital

Specify Funding Sources As Shown Below	FY 2021 Actual Amount	% of Line Item	% of Total Budget	FY 2022 Estimated Amount	% of Line Item	% of Total Budget	FY 2023 Requested Amount	% of Line Item	% of Total Budget
1. General _____ State Support Special (Specify) _____									
2. Budget Contingency Fund									
3. Education Enhancement Fund									
4. Health Care Expendable Fund									
5. Tobacco Control Fund									
6. Capital Expense Fund									
7. Working Cash Stabilization Reserve Fund									
8. BP Settlement Fund									
9. Gulf Coast Restoration Fund									
10. Back To Business Mississippi Grant Fund									
11. MS COVID-19 Relief Payment Fund									
12. DFA CARES Act COVID-19 Fund									
13. MS Tourism Recovery Fund									
14. MS Nonprofit Museums Recovery Fund									
15. Equity in Distance Learning Fund									
16. Postsecondary Education COVID-19 Relief Grant Fund									
17. Independent Schools' COVID-19 Assistance Grant Fund									
18. MS Pandemic Response Broadband Availability Grant Program Fund									
19. MS Emergency Management Agency COVID-19 Fund									
20. MS Electric Cooperatives Broadband COVID-19 Grant Program Fund									
21. COVID-19 Broadband Provider Grant Program Fund									
22. Rental Assistance Grant Program Fund									
23. ICU Infrastructure Fund									
24. Poultry Farmer Stabilization Grant Program Fund									
25. Mississippi Supplemental CFAP Grant Program Fund									
26. Sweet Potato Farm Sustainment Grant Program Fund									
27. Coronavirus Local Fiscal Recovery Fund									
28. Coronavirus State Fiscal Recovery Fund									
29. Federal _____ Other Special (Specify) _____									
30. Medicaid									
31. Medicare									
32. Other	2,336	100.00		18,200	100.00		18,200	100.00	
33. Patient/Client Fees									
<b>Total Travel</b>	<b>2,336</b>			<b>18,200</b>		<b>0.02%</b>	<b>18,200</b>		<b>0.02%</b>

REQUEST BY FUNDING SOURCE

Name of Agency : Mental Health - Mississippi State Hospital

Specify Funding Sources As Shown Below	FY 2021 Actual Amount	% of Line Item	% of Total Budget	FY 2022 Estimated Amount	% of Line Item	% of Total Budget	FY 2023 Requested Amount	% of Line Item	% of Total Budget
1. General _____ State Support Special (Specify) _____									
2. Budget Contingency Fund									
3. Education Enhancement Fund									
4. Health Care Expendable Fund	1,947,745	15.04%		1,947,745	13.71%		1,947,745	13.71%	
5. Tobacco Control Fund									
6. Capital Expense Fund									
7. Working Cash Stabilization Reserve Fund									
8. BP Settlement Fund									
9. Gulf Coast Restoration Fund									
10. Back To Business Mississippi Grant Fund									
11. MS COVID-19 Relief Payment Fund									
12. DFA CARES Act COVID-19 Fund									
13. MS Tourism Recovery Fund									
14. MS Nonprofit Museums Recovery Fund									
15. Equity in Distance Learning Fund									
16. Postsecondary Education COVID-19 Relief Grant Fund									
17. Independent Schools' COVID-19 Assistance Grant Fund									
18. MS Pandemic Response Broadband Availability Grant Program Fund									
19. MS Emergency Management Agency COVID-19 Fund									
20. MS Electric Cooperatives Broadband COVID-19 Grant Program Fund									
21. COVID-19 Broadband Provider Grant Program Fund									
22. Rental Assistance Grant Program Fund									
23. ICU Infrastructure Fund									
24. Poultry Farmer Stabilization Grant Program Fund									
25. Mississippi Supplemental CFAP Grant Program Fund									
26. Sweet Potato Farm Sustainment Grant Program Fund									
27. Coronavirus Local Fiscal Recovery Fund									
28. Coronavirus State Fiscal Recovery Fund									
29. Federal _____ Other Special (Specify) _____	840,056	6.49%		840,056	5.91%				
30. Medicaid	10,159,463	78.47%		11,422,213	80.38%		11,422,213	80.38%	
31. Medicare							840,056	5.91%	
32. Other									
33. Patient/Client Fees									
<b>Total Contractual</b>	<b>12,947,264</b>		<b>13.39%</b>	<b>14,210,014</b>		<b>12.17%</b>	<b>14,210,014</b>		<b>12.07%</b>

REQUEST BY FUNDING SOURCE

Name of Agency : Mental Health - Mississippi State Hospital

Specify Funding Sources As Shown Below	FY 2021 Actual Amount	% of Line Item	% of Total Budget	FY 2022 Estimated Amount	% of Line Item	% of Total Budget	FY 2023 Requested Amount	% of Line Item	% of Total Budget
1. General _____ State Support Special (Specify) _____									
2. Budget Contingency Fund									
3. Education Enhancement Fund									
4. Health Care Expendable Fund	1,214,138	24.48%		1,214,138	17.05%		1,214,138	17.05%	
5. Tobacco Control Fund									
6. Capital Expense Fund									
7. Working Cash Stabilization Reserve Fund									
8. BP Settlement Fund									
9. Gulf Coast Restoration Fund									
10. Back To Business Mississippi Grant Fund									
11. MS COVID-19 Relief Payment Fund									
12. DFA CARES Act COVID-19 Fund									
13. MS Tourism Recovery Fund									
14. MS Nonprofit Museums Recovery Fund									
15. Equity in Distance Learning Fund									
16. Postsecondary Education COVID-19 Relief Grant Fund									
17. Independent Schools' COVID-19 Assistance Grant Fund									
18. MS Pandemic Response Broadband Availability Grant Program Fund									
19. MS Emergency Management Agency COVID-19 Fund									
20. MS Electric Cooperatives Broadband COVID-19 Grant Program Fund									
21. COVID-19 Broadband Provider Grant Program Fund									
22. Rental Assistance Grant Program Fund									
23. ICU Infrastructure Fund									
24. Poultry Farmer Stabilization Grant Program Fund									
25. Mississippi Supplemental CFAP Grant Program Fund									
26. Sweet Potato Farm Sustainment Grant Program Fund									
27. Coronavirus Local Fiscal Recovery Fund									
28. Coronavirus State Fiscal Recovery Fund									
29. Federal _____ Other Special (Specify) _____	292,721	5.90%		23,276	0.33%				
30. Medicaid	3,453,071	69.62%		4,013,071	56.36%		4,036,347	56.69%	
31. Medicare				332,031	4.66%		332,031	4.66%	
32. Other				622,586	8.74%		622,586	8.74%	
33. Patient/Client Fees				915,307	12.85%		915,307	12.85%	
<b>Total Commodities</b>	<b>4,959,930</b>		<b>5.13%</b>	<b>7,120,409</b>		<b>6.10%</b>	<b>7,120,409</b>		<b>6.05%</b>

REQUEST BY FUNDING SOURCE

Name of Agency : Mental Health - Mississippi State Hospital

Specify Funding Sources As Shown Below	FY 2021 Actual Amount	% of Line Item	% of Total Budget	FY 2022 Estimated Amount	% of Line Item	% of Total Budget	FY 2023 Requested Amount	% of Line Item	% of Total Budget
1. General _____ State Support Special (Specify) _____									
2. Budget Contingency Fund									
3. Education Enhancement Fund									
4. Health Care Expendable Fund									
5. Tobacco Control Fund									
6. Capital Expense Fund									
7. Working Cash Stabilization Reserve Fund									
8. BP Settlement Fund									
9. Gulf Coast Restoration Fund									
10. Back To Business Mississippi Grant Fund									
11. MS COVID-19 Relief Payment Fund									
12. DFA CARES Act COVID-19 Fund									
13. MS Tourism Recovery Fund									
14. MS Nonprofit Museums Recovery Fund									
15. Equity in Distance Learning Fund									
16. Postsecondary Education COVID-19 Relief Grant Fund									
17. Independent Schools' COVID-19 Assistance Grant Fund									
18. MS Pandemic Response Broadband Availability Grant Program Fund									
19. MS Emergency Management Agency COVID-19 Fund									
20. MS Electric Cooperatives Broadband COVID-19 Grant Program Fund									
21. COVID-19 Broadband Provider Grant Program Fund									
22. Rental Assistance Grant Program Fund									
23. ICU Infrastructure Fund									
24. Poultry Farmer Stabilization Grant Program Fund									
25. Mississippi Supplemental CFAP Grant Program Fund									
26. Sweet Potato Farm Sustainment Grant Program Fund									
27. Coronavirus Local Fiscal Recovery Fund									
28. Coronavirus State Fiscal Recovery Fund									
29. Federal _____ Other Special (Specify) _____									
30. Medicaid									
31. Medicare									
32. Other									
33. Patient/Client Fees	308,065	100.00		74,982	100.00		74,982	100.00	
<b>Total Capital Other Than Equipment</b>	<b>308,065</b>		<b>0.32%</b>	<b>74,982</b>		<b>0.06%</b>	<b>74,982</b>		<b>0.06%</b>

REQUEST BY FUNDING SOURCE

Name of Agency : Mental Health - Mississippi State Hospital

Specify Funding Sources As Shown Below	FY 2021 Actual Amount	% of Line Item	% of Total Budget	FY 2022 Estimated Amount	% of Line Item	% of Total Budget	FY 2023 Requested Amount	% of Line Item	% of Total Budget
1. General _____ State Support Special (Specify) _____									
2. Budget Contingency Fund									
3. Education Enhancement Fund									
4. Health Care Expendable Fund									
5. Tobacco Control Fund									
6. Capital Expense Fund									
7. Working Cash Stabilization Reserve Fund									
8. BP Settlement Fund									
9. Gulf Coast Restoration Fund									
10. Back To Business Mississippi Grant Fund									
11. MS COVID-19 Relief Payment Fund									
12. DFA CARES Act COVID-19 Fund									
13. MS Tourism Recovery Fund									
14. MS Nonprofit Museums Recovery Fund									
15. Equity in Distance Learning Fund									
16. Postsecondary Education COVID-19 Relief Grant Fund									
17. Independent Schools' COVID-19 Assistance Grant Fund									
18. MS Pandemic Response Broadband Availability Grant Program Fund									
19. MS Emergency Management Agency COVID-19 Fund									
20. MS Electric Cooperatives Broadband COVID-19 Grant Program Fund									
21. COVID-19 Broadband Provider Grant Program Fund									
22. Rental Assistance Grant Program Fund									
23. ICU Infrastructure Fund									
24. Poultry Farmer Stabilization Grant Program Fund									
25. Mississippi Supplemental CFAP Grant Program Fund									
26. Sweet Potato Farm Sustainment Grant Program Fund									
27. Coronavirus Local Fiscal Recovery Fund									
28. Coronavirus State Fiscal Recovery Fund									
29. Federal _____ Other Special (Specify) _____	7,471	1.91%							
30. Medicaid									
31. Medicare									
32. Other									
33. Patient/Client Fees	384,125	98.09%		508,252	100.00		508,252	100.00	
<b>Total Capital Equipment</b>	<b>391,596</b>		<b>0.41%</b>	<b>508,252</b>		<b>0.44%</b>	<b>508,252</b>		<b>0.43%</b>

REQUEST BY FUNDING SOURCE

Name of Agency : Mental Health - Mississippi State Hospital

Specify Funding Sources As Shown Below	FY 2021 Actual Amount	% of Line Item	% of Total Budget	FY 2022 Estimated Amount	% of Line Item	% of Total Budget	FY 2023 Requested Amount	% of Line Item	% of Total Budget
1. General _____ State Support Special (Specify) _____									
2. Budget Contingency Fund									
3. Education Enhancement Fund									
4. Health Care Expendable Fund									
5. Tobacco Control Fund									
6. Capital Expense Fund									
7. Working Cash Stabilization Reserve Fund									
8. BP Settlement Fund									
9. Gulf Coast Restoration Fund									
10. Back To Business Mississippi Grant Fund									
11. MS COVID-19 Relief Payment Fund									
12. DFA CARES Act COVID-19 Fund									
13. MS Tourism Recovery Fund									
14. MS Nonprofit Museums Recovery Fund									
15. Equity in Distance Learning Fund									
16. Postsecondary Education COVID-19 Relief Grant Fund									
17. Independent Schools' COVID-19 Assistance Grant Fund									
18. MS Pandemic Response Broadband Availability Grant Program Fund									
19. MS Emergency Management Agency COVID-19 Fund									
20. MS Electric Cooperatives Broadband COVID-19 Grant Program Fund									
21. COVID-19 Broadband Provider Grant Program Fund									
22. Rental Assistance Grant Program Fund									
23. ICU Infrastructure Fund									
24. Poultry Farmer Stabilization Grant Program Fund									
25. Mississippi Supplemental CFAP Grant Program Fund									
26. Sweet Potato Farm Sustainment Grant Program Fund									
27. Coronavirus Local Fiscal Recovery Fund									
28. Coronavirus State Fiscal Recovery Fund									
29. Federal _____ Other Special (Specify) _____									
30. Medicaid									
31. Medicare									
32. Other	31,248	100.00		45,900	100.00		45,900	100.00	
33. Patient/Client Fees									
<b>Total Vehicles</b>	<b>31,248</b>		<b>0.03%</b>	<b>45,900</b>		<b>0.04%</b>	<b>45,900</b>		<b>0.04%</b>



Name of Agency : Mental Health - Mississippi State Hospital

Specify Funding Sources As Shown Below	FY 2021 Actual Amount	% of Line Item	% of Total Budget	FY 2022 Estimated Amount	% of Line Item	% of Total Budget	FY 2023 Requested Amount	% of Line Item	% of Total Budget
1. General _____ State Support Special (Specify) _____									
2. Budget Contingency Fund									
3. Education Enhancement Fund									
4. Health Care Expendable Fund									
5. Tobacco Control Fund									
6. Capital Expense Fund									
7. Working Cash Stabilization Reserve Fund									
8. BP Settlement Fund									
9. Gulf Coast Restoration Fund									
10. Back To Business Mississippi Grant Fund									
11. MS COVID-19 Relief Payment Fund									
12. DFA CARES Act COVID-19 Fund									
13. MS Tourism Recovery Fund									
14. MS Nonprofit Museums Recovery Fund									
15. Equity in Distance Learning Fund									
16. Postsecondary Education COVID-19 Relief Grant Fund									
17. Independent Schools' COVID-19 Assistance Grant Fund									
18. MS Pandemic Response Broadband Availability Grant Program Fund									
19. MS Emergency Management Agency COVID-19 Fund									
20. MS Electric Cooperatives Broadband COVID-19 Grant Program Fund									
21. COVID-19 Broadband Provider Grant Program Fund									
22. Rental Assistance Grant Program Fund									
23. ICU Infrastructure Fund									
24. Poultry Farmer Stabilization Grant Program Fund									
25. Mississippi Supplemental CFAP Grant Program Fund									
26. Sweet Potato Farm Sustainment Grant Program Fund									
27. Coronavirus Local Fiscal Recovery Fund									
28. Coronavirus State Fiscal Recovery Fund									
29. Federal _____ Other Special (Specify) _____									
30. Medicaid									
31. Medicare									
32. Other									
33. Patient/Client Fees									
<b>Total Wireless Communication Devs.</b>									

REQUEST BY FUNDING SOURCE

Name of Agency : Mental Health - Mississippi State Hospital

Specify Funding Sources As Shown Below	FY 2021 Actual Amount	% of Line Item	% of Total Budget	FY 2022 Estimated Amount	% of Line Item	% of Total Budget	FY 2023 Requested Amount	% of Line Item	% of Total Budget
1. General _____ State Support Special (Specify) _____	6,879,734	70.01%		5,611,309	32.19%		10,511,698	60.30%	
2. Budget Contingency Fund									
3. Education Enhancement Fund									
4. Health Care Expendable Fund									
5. Tobacco Control Fund									
6. Capital Expense Fund									
7. Working Cash Stabilization Reserve Fund									
8. BP Settlement Fund									
9. Gulf Coast Restoration Fund									
10. Back To Business Mississippi Grant Fund									
11. MS COVID-19 Relief Payment Fund									
12. DFA CARES Act COVID-19 Fund									
13. MS Tourism Recovery Fund									
14. MS Nonprofit Museums Recovery Fund									
15. Equity in Distance Learning Fund									
16. Postsecondary Education COVID-19 Relief Grant Fund									
17. Independent Schools' COVID-19 Assistance Grant Fund									
18. MS Pandemic Response Broadband Availability Grant Program Fund									
19. MS Emergency Management Agency COVID-19 Fund									
20. MS Electric Cooperatives Broadband COVID-19 Grant Program Fund									
21. COVID-19 Broadband Provider Grant Program Fund									
22. Rental Assistance Grant Program Fund									
23. ICU Infrastructure Fund									
24. Poultry Farmer Stabilization Grant Program Fund									
25. Mississippi Supplemental CFAP Grant Program Fund									
26. Sweet Potato Farm Sustainment Grant Program Fund									
27. Coronavirus Local Fiscal Recovery Fund									
28. Coronavirus State Fiscal Recovery Fund									
29. Federal _____ Other Special (Specify) _____									
30. Medicaid	2,947,152	29.99%		4,101,113	23.52%		4,101,113	23.52%	
31. Medicare									
32. Other				6,405,885	36.75%		1,505,496	8.64%	
33. Patient/Client Fees				1,314,838	7.54%		1,314,838	7.54%	
<b>Total Subsidies</b>	<b>9,826,886</b>		<b>10.16%</b>	<b>17,433,145</b>		<b>14.92%</b>	<b>17,433,145</b>		<b>14.81%</b>

REQUEST BY FUNDING SOURCE

Name of Agency : Mental Health - Mississippi State Hospital

Specify Funding Sources As Shown Below	FY 2021 Actual Amount	% of Line Item	% of Total Budget	FY 2022 Estimated Amount	% of Line Item	% of Total Budget	FY 2023 Requested Amount	% of Line Item	% of Total Budget
1. General _____ State Support Special (Specify) _____	60,446,157	62.52%		61,046,046	52.26%		66,832,395	56.78%	
2. Budget Contingency Fund									
3. Education Enhancement Fund									
4. Health Care Expendable Fund	3,161,883	3.27%		3,161,883	2.71%		3,161,883	2.69%	
5. Tobacco Control Fund									
6. Capital Expense Fund									
7. Working Cash Stabilization Reserve Fund									
8. BP Settlement Fund									
9. Gulf Coast Restoration Fund									
10. Back To Business Mississippi Grant Fund									
11. MS COVID-19 Relief Payment Fund									
12. DFA CARES Act COVID-19 Fund									
13. MS Tourism Recovery Fund									
14. MS Nonprofit Museums Recovery Fund									
15. Equity in Distance Learning Fund									
16. Postsecondary Education COVID-19 Relief Grant Fund									
17. Independent Schools' COVID-19 Assistance Grant Fund									
18. MS Pandemic Response Broadband Availability Grant Program Fund									
19. MS Emergency Management Agency COVID-19 Fund									
20. MS Electric Cooperatives Broadband COVID-19 Grant Program Fund									
21. COVID-19 Broadband Provider Grant Program Fund									
22. Rental Assistance Grant Program Fund									
23. ICU Infrastructure Fund									
24. Poultry Farmer Stabilization Grant Program Fund									
25. Mississippi Supplemental CFAP Grant Program Fund									
26. Sweet Potato Farm Sustainment Grant Program Fund									
27. Coronavirus Local Fiscal Recovery Fund									
28. Coronavirus State Fiscal Recovery Fund									
29. Federal _____ Other Special (Specify) _____	1,140,248	1.18%		863,332	0.74%				
30. Medicaid	25,348,260	26.22%		31,616,024	27.07%		31,639,300	26.88%	
31. Medicare	2,343,620	2.42%		3,846,104	3.29%		4,686,160	3.98%	
32. Other	2,963,109	3.06%		12,583,310	10.77%		7,682,921	6.53%	
33. Patient/Client Fees	1,278,094	1.32%		3,691,897	3.16%		3,691,897	3.14%	
<b>TOTAL</b>	<b>96,681,371</b>		<b>100.00%</b>	<b>116,808,596</b>		<b>100.00%</b>	<b>117,694,556</b>		<b>100.00%</b>

## SPECIAL FUNDS DETAIL

Mental Health - Mississippi State Hospital (374-00)

Name of Agency

<b>S. STATE SUPPORT SPECIAL FUNDS</b>		<b>(1) Actual Revenues FY 2021</b>	<b>(2) Estimated Revenues FY 2022</b>	<b>(3) Requested Revenues FY 2023</b>
<b>Source (Fund Number)</b>	<b>Detailed Description of Source</b>			
Budget Contingency Fund	BCF - Budget Contingency Fund			
Education Enhancement Fund	EEF - Education Enhancement Fund			
Health Care Expendable Fund (6329900000)	HCEF - Health Care Expendable Fund	3,161,883	3,161,883	3,161,883
Tobacco Control Fund	TCF - Tobacco Control Fund			
Capital Expense Fund	CEF - Capital Expense Fund			
Working Cash Stabilization Reserve Fund	WCSRF - Working Cash Stabilization Reserve Fund			
BP Settlement Fund	BPSF - BP Settlement Fund			
Gulf Coast Restoration Fund	GCRF - Gulf Coast Restoration Fund			
Back To Business Mississippi Grant Fund	BTBMGF - Back To Business Mississippi Grant Fund			
MS COVID-19 Relief Payment Fund	MCRPF - MS COVID-19 Relief Payment Fund			
DFA CARES Act COVID-19 Fund	DCACF - DFA CARES Act COVID-19 Fund			
MS Tourism Recovery Fund	MTRF - MS Tourism Recovery Fund			
MS Nonprofit Museums Recovery Fund	MNMRF - MS Nonprofit Museums Recovery Fund			
Equity in Distance Learning Fund	EIDLF - Equity in Distance Learning Fund			
Postsecondary Education COVID-19 Relief Grant Fund	PECMRGF - Postsecondary Education COVID-19 Relief Grant Fund			
Independent Schools' COVID-19 Assistance Grant Fund	ISGAGF - Independent Schools' COVID-19 Assistance Grant Fund			
MS Pandemic Response Broadband Availability Grant Program Fund	MPRBAGPF - MS Pandemic Response Broadband Availability Grant Program Fund			
MS Emergency Management Agency COVID-19 Fund	MEMACF - MS Emergency Management Agency COVID-19 Fund			
MS Electric Cooperatives Broadband COVID-19 Grant Program Fund	MECBCGPF - MS Electric Cooperatives Broadband COVID-19 Grant Program Fund			
COVID-19 Broadband Provider Grant Program Fund	CBPGPF - COVID-19 Broadband Provider Grant Program Fund			
Rental Assistance Grant Program Fund	RAGPF - Rental Assistance Grant Program Fund			
ICU Infrastructure Fund	IIF - ICU Infrastructure Fund			
Poultry Farmer Stabilization Grant Program Fund	PFSGPF - Poultry Farmer Stabilization Grant Program Fund			
Mississippi Supplemental CFAP Grant Program Fund	MSCGPF - Mississippi Supplemental CFAP Grant Program Fund			
Sweet Potato Farm Sustainment Grant Program Fund	SPFSGPF - Sweet Potato Farm Sustainment Grant Program Fund			
Coronavirus Local Fiscal Recovery Fund	CLFRF - Coronavirus Local Fiscal Recovery Fund			
Coronavirus State Fiscal Recovery Fund	CSFRF - Coronavirus State Fiscal Recovery Fund			
<b>State Support Special Fund TOTAL</b>		<b>3,161,883</b>	<b>3,161,883</b>	<b>3,161,883</b>
STATE SUPPORT SPECIAL FUND LAPSE				

## SPECIAL FUNDS DETAIL

Mental Health - Mississippi State Hospital (374-00)

Name of Agency

A. FEDERAL FUNDS *		Percentage Match Requirement		(1) Actual Revenues	(2) Estimated Revenues	(3) Requested Revenues
Source (Fund Number)	Detailed Description of Source	FY 2022	FY 2023	FY 2021	FY 2022	FY 2023
	Cash Balance-Unencumbered			943,591	863,332	
COVID19 (5820337400)	FEDERAL	0.00	0.00	1,053,986		
IDEA Grant (5337400000)	Department of Education	0.00	0.00	6,003		
<b>Federal Fund TOTAL</b>				<b>2,003,580</b>	<b>863,332</b>	

B. OTHER SPECIAL FUNDS (NON-FED'L)		(1) Actual Revenues	(2) Estimated Revenues	(3) Requested Revenues
Source (Fund Number)	Detailed Description of Source	FY 2021	FY 2022	FY 2023
	Cash Balance-Unencumbered	11,339,869	17,627,690	18,491,022
Medicaid (3337400000)	Division of Medicaid	26,198,253	28,881,952	28,881,952
Medicaid DSH/UPL (3337400000)	Division of Medicaid	2,767,942	3,019,572	3,019,572
Medicare (3337400000)	Medicare	3,657,352	3,989,839	3,989,839
Medicare EHR (3337400000)	Medicare	2,412	2,631	2,631
Other (3337400000)	Other	3,372,352	7,898,654	7,898,654
Patient/Client Fees (3337400000)	From Patient/Clients	2,222,593	3,907,630	3,907,630
Cash Usage (3337400000)	Cash		4,900,389	
<b>Other Special Fund TOTAL</b>		<b>49,560,773</b>	<b>70,228,357</b>	<b>66,191,300</b>

<b>SECTIONS S + A + B TOTAL</b>	<b>54,726,236</b>	<b>74,253,572</b>	<b>69,353,183</b>
---------------------------------	-------------------	-------------------	-------------------

C. TREASURY FUND/BANK ACCOUNTS *		(1) Reconciled Balance	(2) Balance	(3) Balance
Name of Fund/Account	Fund/Account Number	as of 6/30/21	as of 6/30/22	as of 6/30/23
*MS STATE HOSPITAL CAFETERIA PLAN	8836600000	86,054	86,000	86,000
+MS STATE HOSPITAL CONTINGENT FUND	8836000000	132,765	135,000	135,000
*MS STATE HOSPITAL DORMITORY DEPOSIT	8836100000	1,500	1,500	1,500
'MS STATE HOSPITAL JNH RESIDENT TRUST FUND	8836200000	605,209	605,000	605,000
'MS STATE HOSPITAL PATIENT TRUST FUND	8836300000	311,942	312,000	312,000
MS STATE HOSPITAL PETTY CASH	8836500000	572	1,500	1,500
+MS STATE HOSPITAL SOCIAL SECURITY CLEARING ACCOUNT	8836700000			
+MS STATE HOSPITAL UTILITIES ACCOUNT	8836800000	14,214	6,100	6,100
SPECIALIZED TREATMENT FACILITY CASH COLLECTION	8836900000	26,359	27,000	27,000
'SPECIALIZED TREATMENT FACILITY CLIENT FUND	8837000000	4,034	5,000	5,000

\* Any non-federal funds that have restricted uses must be identified and narrative of restrictions attached.

## **NARRATIVE OF SPECIAL FUNDS DETAIL AND TREASURY FUND/BANK ACCOUNTS**

Mental Health - Mississippi State Hospital (374-00)

---

Name of Agency

### **STATE SUPPORT SPECIAL FUNDS**

Health Care Expendable Funds are used by MSH for the care and treatment of patients and are accounted for in a separate treasury fund (#623990000). Mississippi State Hospital is requesting level funding of \$3,161,883.

### **FEDERAL FUNDS**

Mississippi State Hospital received Covid-19 funds from HHS and the IDEA Grant from the Department of Education. Covid-19 funds were one-time monies.

### **OTHER SPECIAL FUNDS**

#### **MEDICAID**

Medicaid receipts consist of the standard Medicaid payments received for patient care activities by Jaquith Nursing Home, Whitfield Medical Surgical Hospital, Oak Circle Center (Child and Adolescent Acute Psychiatric) and Specialized Treatment Facility. The amount of Medicaid receipts from the nursing home is primarily dependent on the level of Medicaid allowable costs as confirmed by the nursing home's annual Medicaid Cost Report and the number of residents who are certified to receive Medicaid assistance; Specialized Treatment Facility is reimbursed in like manner. The level of Medicaid revenues for the service units of Mississippi State Hospital is determined by the individual patient's needs and their Medicaid status. Included in Medicaid revenue is MSH's DSH and MHAP payments. Medicaid Disproportionate Share (DSH) is revenue derived from a payment system which compensates hospitals who provide care to a "disproportionate share" of indigent patients. Closely associated with DSH is a second payment called "MS Hospital Access Payment" which compensates hospitals for treating a large share of Medicaid and indigent patients at rates that are less than those paid by Medicare. Beginning in FY 2020, 10% of MSH's MHAP payment will be moving into the QIPP pool; this could affect amount MSH receives related to this program.

#### **MEDICARE**

Medicare Receipts are collections from applicable services that are covered by Medicare. The Whitfield Medical Surgical Hospital and Inpatient Services Male and Female receiving units are all certified to participate in Medicare.

#### **OTHER**

Other funds include patient fees from benefit payments, grants from the Department of Mental Health Central Office, and educational grant funds.

#### **PATIENT/CLIENT FEES**

Patient/Client fees includes monies paid to MSH by patients and/or residents to reimburse MSH for the cost of his/her treatment. Fees charged are based on the patients ability to pay and MSH's sliding fee scale approved by the Board of Mental Health.

Mississippi State Hospital is seeking \$47,700,278 in special fund authority for FY 2023.

**NARRATIVE OF SPECIAL FUNDS DETAIL AND TREASURY  
FUND/BANK ACCOUNTS**

Mental Health - Mississippi State Hospital (374-00)

---

Name of Agency

**TREASURY FUND / BANK**

` Custodial/Trust funds for patients/residents; restrictive use

+ Used as a clearing account; restrictive use

\* Employee funds; restrictive use

CONTINUATION AND EXPANDED TOTAL REQUEST

Mental Health - Mississippi State Hospital (374-00)

SUMMARY OF ALL PROGRAMS

Name of Agency

Program

	FY 2021 Actual				
	(1) General	(2) State Support Special	(3) Federal	(4) Other Special	(5) Total
Salaries,Wages & Fringe	53,566,423			14,647,623	68,214,046
Travel				2,336	2,336
Contractual Services		1,947,745	840,056	10,159,463	12,947,264
Commodities		1,214,138	292,721	3,453,071	4,959,930
Other Than Equipment				308,065	308,065
Equipment			7,471	384,125	391,596
Vehicles				31,248	31,248
Wireless Communication Devices					
Subsidies, Loans & Grants	6,879,734			2,947,152	9,826,886
<b>Total</b>	<b>60,446,157</b>	<b>3,161,883</b>	<b>1,140,248</b>	<b>31,933,083</b>	<b>96,681,371</b>
No. of Positions (FTE)	1,293.00			343.00	1,636.00

	FY 2022 Estimated				
	(6) General	(7) State Support Special	(8) Federal	(9) Other Special	(10) Total
Salaries,Wages & Fringe	55,434,737			21,962,957	77,397,694
Travel				18,200	18,200
Contractual Services		1,947,745	840,056	11,422,213	14,210,014
Commodities		1,214,138	23,276	5,882,995	7,120,409
Other Than Equipment				74,982	74,982
Equipment				508,252	508,252
Vehicles				45,900	45,900
Wireless Communication Devices					
Subsidies, Loans & Grants	5,611,309			11,821,836	17,433,145
<b>Total</b>	<b>61,046,046</b>	<b>3,161,883</b>	<b>863,332</b>	<b>51,737,335</b>	<b>116,808,596</b>
No. of Positions (FTE)	1,162.00			462.00	1,624.00

	FY 2023 Increase/Decrease for Continuation				
	(11) General	(12) State Support Special	(13) Federal	(14) Other Special	(15) Total
Salaries,Wages & Fringe	885,960				885,960
Travel					
Contractual Services			(840,056)	840,056	
Commodities			(23,276)	23,276	
Other Than Equipment					
Equipment					
Vehicles					
Wireless Communication Devices					
Subsidies, Loans & Grants	4,900,389			(4,900,389)	
<b>Total</b>	<b>5,786,349</b>		<b>(863,332)</b>	<b>(4,037,057)</b>	<b>885,960</b>
No. of Positions (FTE)					

Note: FY2023 Total Request = FY2022 Estimated + FY2023 Incr(Decr) for Continuation + FY2023 Expansion/Reduction of Existing Activities + FY2023 New Activities.



CONTINUATION AND EXPANDED TOTAL REQUEST

Mental Health - Mississippi State Hospital (374-00)

SUMMARY OF ALL PROGRAMS

Name of Agency	Program				
	FY 2023 Expansion/Reduction of Existing Activities				
	(16) General	(17) State Support Special	(18) Federal	(19) Other Special	(20) Total
Salaries,Wages & Fringe					
Travel					
Contractual Services					
Commodities					
Other Than Equipment					
Equipment					
Vehicles					
Wireless Communication Devices					
Subsidies, Loans & Grants					
<b>Total</b>					
No. of Positions (FTE)					

	FY 2023 New Activities (*)				
	(21) General	(22) State Support Special	(23) Federal	(24) Other Special	(25) Total
Salaries,Wages & Fringe					
Travel					
Contractual Services					
Commodities					
Other Than Equipment					
Equipment					
Vehicles					
Wireless Communication Devices					
Subsidies, Loans & Grants					
<b>Total</b>					
No. of Positions (FTE)					

	FY 2023 Total Request				
	(26) General	(27) State Support Special	(28) Federal	(29) Other Special	(30) Total
Salaries,Wages & Fringe	56,320,697			21,962,957	78,283,654
Travel				18,200	18,200
Contractual Services		1,947,745		12,262,269	14,210,014
Commodities		1,214,138		5,906,271	7,120,409
Other Than Equipment				74,982	74,982
Equipment				508,252	508,252
Vehicles				45,900	45,900
Wireless Communication Devices					
Subsidies, Loans & Grants	10,511,698			6,921,447	17,433,145
<b>Total</b>	<b>66,832,395</b>	<b>3,161,883</b>		<b>47,700,278</b>	<b>117,694,556</b>
No. of Positions (FTE)	1,162.00			462.00	1,624.00

Note: FY2023 Total Request = FY2022 Estimated + FY2023 Incr(Decr) for Continuation + FY2023 Expansion/Reduction of Existing Activities + FY2023 New Activities.

**SUMMARY OF PROGRAMS**  
**FORM MBR-1-03sum**

Mental Health - Mississippi State Hospital (374-00)

Name of Agency

**FUNDING REQUESTED FISCAL YEAR 2023**

	PROGRAM	GENERAL	ST. SUPP. SPECIAL	FEDERAL	OTHER SPECIAL	TOTAL
1.	MI - Institutional Care	61,391,328	3,051,618		42,600,292	107,043,238
2.	MI - Support Services	1,847,925	18,794		1,037,856	2,904,575
3.	Specialized Treatment Facility	3,593,142	91,471		4,062,130	7,746,743
	Summary of All Programs	66,832,395	3,161,883		47,700,278	117,694,556

CONTINUATION AND EXPANDED REQUEST

Program 1 of 3

Mental Health - Mississippi State Hospital (374-00)

MI - Institutional Care

Name of Agency

Program

	FY 2021 Actual				
	(1) General	(2) State Support Special	(3) Federal	(4) Other Special	(5) Total
Salaries,Wages & Fringe	48,254,663			13,158,281	61,412,944
Travel				2,336	2,336
Contractual Services		1,893,745	834,053	9,169,755	11,897,553
Commodities		1,157,873	292,721	3,050,756	4,501,350
Other Than Equipment				302,653	302,653
Equipment			7,471	330,204	337,675
Vehicles				31,248	31,248
Wireless Communication Devices					
Subsidies, Loans & Grants	6,797,648			2,736,453	9,534,101
<b>Total</b>	<b>55,052,311</b>	<b>3,051,618</b>	<b>1,134,245</b>	<b>28,781,686</b>	<b>88,019,860</b>
No. of Positions (FTE)	1,154.00			304.00	1,458.00

	FY 2022 Estimated				
	(6) General	(7) State Support Special	(8) Federal	(9) Other Special	(10) Total
Salaries,Wages & Fringe	50,075,756			19,616,180	69,691,936
Travel				13,200	13,200
Contractual Services		1,893,745	834,053	10,508,436	13,236,234
Commodities		1,157,873	23,276	5,177,035	6,358,184
Other Than Equipment				69,570	69,570
Equipment				429,472	429,472
Vehicles				45,900	45,900
Wireless Communication Devices					
Subsidies, Loans & Grants	5,529,223			10,783,559	16,312,782
<b>Total</b>	<b>55,604,979</b>	<b>3,051,618</b>	<b>857,329</b>	<b>46,643,352</b>	<b>106,157,278</b>
No. of Positions (FTE)	1,043.00			409.00	1,452.00

	FY 2023 Increase/Decrease for Continuation				
	(11) General	(12) State Support Special	(13) Federal	(14) Other Special	(15) Total
Salaries,Wages & Fringe	885,960				885,960
Travel					
Contractual Services			(834,053)	834,053	
Commodities			(23,276)	23,276	
Other Than Equipment					
Equipment					
Vehicles					
Wireless Communication Devices					
Subsidies, Loans & Grants	4,900,389			(4,900,389)	
<b>Total</b>	<b>5,786,349</b>		<b>(857,329)</b>	<b>(4,043,060)</b>	<b>885,960</b>
No. of Positions (FTE)					

Note: FY2023 Total Request = FY2022 Estimated + FY2023 Incr(Decr) for Continuation + FY2023 Expansion/Reduction of Existing Activities + FY2023 New Activities.

CONTINUATION AND EXPANDED REQUEST

Program 1 of 3

Mental Health - Mississippi State Hospital (374-00)

MI - Institutional Care

Name of Agency

Program

	FY 2023 Expansion/Reduction of Existing Activities				
	(16) General	(17) State Support Special	(18) Federal	(19) Other Special	(20) Total
Salaries,Wages & Fringe					
Travel					
Contractual Services					
Commodities					
Other Than Equipment					
Equipment					
Vehicles					
Wireless Communication Devices					
Subsidies, Loans & Grants					
<b>Total</b>					
No. of Positions (FTE)					

	FY 2023 New Activities (*)				
	(21) General	(22) State Support Special	(23) Federal	(24) Other Special	(25) Total
Salaries,Wages & Fringe					
Travel					
Contractual Services					
Commodities					
Other Than Equipment					
Equipment					
Vehicles					
Wireless Communication Devices					
Subsidies, Loans & Grants					
<b>Total</b>					
No. of Positions (FTE)					

	FY 2023 Total Request				
	(26) General	(27) State Support Special	(28) Federal	(29) Other Special	(30) Total
Salaries,Wages & Fringe	50,961,716			19,616,180	70,577,896
Travel				13,200	13,200
Contractual Services		1,893,745		11,342,489	13,236,234
Commodities		1,157,873		5,200,311	6,358,184
Other Than Equipment				69,570	69,570
Equipment				429,472	429,472
Vehicles				45,900	45,900
Wireless Communication Devices					
Subsidies, Loans & Grants	10,429,612			5,883,170	16,312,782
<b>Total</b>	<b>61,391,328</b>	<b>3,051,618</b>		<b>42,600,292</b>	<b>107,043,238</b>
No. of Positions (FTE)	1,043.00			409.00	1,452.00

Note: FY2023 Total Request = FY2022 Estimated + FY2023 Incr(Decr) for Continuation + FY2023 Expansion/Reduction of Existing Activities + FY2023 New Activities.

CONTINUATION AND EXPANDED REQUEST

Program 2 of 3

Mental Health - Mississippi State Hospital (374-00)

MI - Support Services

Name of Agency

Program

	FY 2021 Actual				
	(1) General	(2) State Support Special	(3) Federal	(4) Other Special	(5) Total
Salaries,Wages & Fringe	1,693,970			115,907	1,809,877
Travel					
Contractual Services		18,794		392,478	411,272
Commodities				94,752	94,752
Other Than Equipment					
Equipment				2,395	2,395
Vehicles					
Wireless Communication Devices					
Subsidies, Loans & Grants				32,094	32,094
<b>Total</b>	<b>1,693,970</b>	<b>18,794</b>		<b>637,626</b>	<b>2,350,390</b>
No. of Positions (FTE)	40.00			2.00	42.00

	FY 2022 Estimated				
	(6) General	(7) State Support Special	(8) Federal	(9) Other Special	(10) Total
Salaries,Wages & Fringe	1,847,925			300,962	2,148,887
Travel				5,000	5,000
Contractual Services		18,794		342,666	361,460
Commodities				176,490	176,490
Other Than Equipment					
Equipment				5,083	5,083
Vehicles					
Wireless Communication Devices					
Subsidies, Loans & Grants				207,655	207,655
<b>Total</b>	<b>1,847,925</b>	<b>18,794</b>		<b>1,037,856</b>	<b>2,904,575</b>
No. of Positions (FTE)	36.00			4.00	40.00

	FY 2023 Increase/Decrease for Continuation				
	(11) General	(12) State Support Special	(13) Federal	(14) Other Special	(15) Total
Salaries,Wages & Fringe					
Travel					
Contractual Services					
Commodities					
Other Than Equipment					
Equipment					
Vehicles					
Wireless Communication Devices					
Subsidies, Loans & Grants					
<b>Total</b>					
No. of Positions (FTE)					

Note: FY2023 Total Request = FY2022 Estimated + FY2023 Incr(Decr) for Continuation + FY2023 Expansion/Reduction of Existing Activities + FY2023 New Activities.

CONTINUATION AND EXPANDED REQUEST

Program 2 of 3

Mental Health - Mississippi State Hospital (374-00)

MI - Support Services

Name of Agency

Program

	FY 2023 Expansion/Reduction of Existing Activities				
	(16) General	(17) State Support Special	(18) Federal	(19) Other Special	(20) Total
Salaries,Wages & Fringe					
Travel					
Contractual Services					
Commodities					
Other Than Equipment					
Equipment					
Vehicles					
Wireless Communication Devices					
Subsidies, Loans & Grants					
<b>Total</b>					
No. of Positions (FTE)					

	FY 2023 New Activities (*)				
	(21) General	(22) State Support Special	(23) Federal	(24) Other Special	(25) Total
Salaries,Wages & Fringe					
Travel					
Contractual Services					
Commodities					
Other Than Equipment					
Equipment					
Vehicles					
Wireless Communication Devices					
Subsidies, Loans & Grants					
<b>Total</b>					
No. of Positions (FTE)					

	FY 2023 Total Request				
	(26) General	(27) State Support Special	(28) Federal	(29) Other Special	(30) Total
Salaries,Wages & Fringe	1,847,925			300,962	2,148,887
Travel				5,000	5,000
Contractual Services		18,794		342,666	361,460
Commodities				176,490	176,490
Other Than Equipment					
Equipment				5,083	5,083
Vehicles					
Wireless Communication Devices					
Subsidies, Loans & Grants				207,655	207,655
<b>Total</b>	<b>1,847,925</b>	<b>18,794</b>		<b>1,037,856</b>	<b>2,904,575</b>
No. of Positions (FTE)	36.00			4.00	40.00

Note: FY2023 Total Request = FY2022 Estimated + FY2023 Incr(Decr) for Continuation + FY2023 Expansion/Reduction of Existing Activities + FY2023 New Activities.

CONTINUATION AND EXPANDED REQUEST

Program 3 of 3

Mental Health - Mississippi State Hospital (374-00)

Specialized Treatment Facility

Name of Agency

Program

	FY 2021 Actual				
	(1) General	(2) State Support Special	(3) Federal	(4) Other Special	(5) Total
Salaries,Wages & Fringe	3,617,790			1,373,435	4,991,225
Travel					
Contractual Services		35,206	6,003	597,230	638,439
Commodities		56,265		307,563	363,828
Other Than Equipment				5,412	5,412
Equipment				51,526	51,526
Vehicles					
Wireless Communication Devices					
Subsidies, Loans & Grants	82,086			178,605	260,691
<b>Total</b>	<b>3,699,876</b>	<b>91,471</b>	<b>6,003</b>	<b>2,513,771</b>	<b>6,311,121</b>
No. of Positions (FTE)	99.00			37.00	136.00

	FY 2022 Estimated				
	(6) General	(7) State Support Special	(8) Federal	(9) Other Special	(10) Total
Salaries,Wages & Fringe	3,511,056			2,045,815	5,556,871
Travel					
Contractual Services		35,206	6,003	571,111	612,320
Commodities		56,265		529,470	585,735
Other Than Equipment				5,412	5,412
Equipment				73,697	73,697
Vehicles					
Wireless Communication Devices					
Subsidies, Loans & Grants	82,086			830,622	912,708
<b>Total</b>	<b>3,593,142</b>	<b>91,471</b>	<b>6,003</b>	<b>4,056,127</b>	<b>7,746,743</b>
No. of Positions (FTE)	83.00			49.00	132.00

	FY 2023 Increase/Decrease for Continuation				
	(11) General	(12) State Support Special	(13) Federal	(14) Other Special	(15) Total
Salaries,Wages & Fringe					
Travel					
Contractual Services			(6,003)	6,003	
Commodities					
Other Than Equipment					
Equipment					
Vehicles					
Wireless Communication Devices					
Subsidies, Loans & Grants					
<b>Total</b>			<b>(6,003)</b>	<b>6,003</b>	
No. of Positions (FTE)					

Note: FY2023 Total Request = FY2022 Estimated + FY2023 Incr(Decr) for Continuation + FY2023 Expansion/Reduction of Existing Activities + FY2023 New Activities.

CONTINUATION AND EXPANDED REQUEST

Program 3 of 3

Mental Health - Mississippi State Hospital (374-00)

Specialized Treatment Facility

Name of Agency

Program

	FY 2023 Expansion/Reduction of Existing Activities				
	(16) General	(17) State Support Special	(18) Federal	(19) Other Special	(20) Total
Salaries,Wages & Fringe					
Travel					
Contractual Services					
Commodities					
Other Than Equipment					
Equipment					
Vehicles					
Wireless Communication Devices					
Subsidies, Loans & Grants					
<b>Total</b>					
No. of Positions (FTE)					

	FY 2023 New Activities (*)				
	(21) General	(22) State Support Special	(23) Federal	(24) Other Special	(25) Total
Salaries,Wages & Fringe					
Travel					
Contractual Services					
Commodities					
Other Than Equipment					
Equipment					
Vehicles					
Wireless Communication Devices					
Subsidies, Loans & Grants					
<b>Total</b>					
No. of Positions (FTE)					

	FY 2023 Total Request				
	(26) General	(27) State Support Special	(28) Federal	(29) Other Special	(30) Total
Salaries,Wages & Fringe	3,511,056			2,045,815	5,556,871
Travel					
Contractual Services		35,206		577,114	612,320
Commodities		56,265		529,470	585,735
Other Than Equipment				5,412	5,412
Equipment				73,697	73,697
Vehicles					
Wireless Communication Devices					
Subsidies, Loans & Grants	82,086			830,622	912,708
<b>Total</b>	<b>3,593,142</b>	<b>91,471</b>		<b>4,062,130</b>	<b>7,746,743</b>
No. of Positions (FTE)	83.00			49.00	132.00

Note: FY2023 Total Request = FY2022 Estimated + FY2023 Incr(Decr) for Continuation + FY2023 Expansion/Reduction of Existing Activities + FY2023 New Activities.



PROGRAM DECISION UNITS

Mental Health - Mississippi State Hospital

1 - MI - Institutional Care

Name of Agency				Program Name			
	A	B	C	D	E	F	
EXPENDITURES	FY 2022 Appropriated	Escalations By DFA	Non-Recurring Items	Residency Program	Total Funding Change	FY 2023 Total Request	
SALARIES	69,691,936			885,960	885,960	70,577,896	
GENERAL	50,075,756			885,960	885,960	50,961,716	
ST. SUP. SPECIAL							
FEDERAL							
OTHER	19,616,180					19,616,180	
TRAVEL	13,200					13,200	
GENERAL							
ST. SUP.SPECIAL							
FEDERAL							
OTHER	13,200					13,200	
CONTRACTUAL	13,236,234					13,236,234	
GENERAL							
ST. SUP. SPECIAL	1,893,745					1,893,745	
FEDERAL	834,053		(834,053)		(834,053)		
OTHER	10,508,436		834,053		834,053	11,342,489	
COMMODITIES	6,358,184					6,358,184	
GENERAL							
ST. SUP. SPECIAL	1,157,873					1,157,873	
FEDERAL	23,276		(23,276)		(23,276)		
OTHER	5,177,035		23,276		23,276	5,200,311	
CAPTITAL-OTE	69,570					69,570	
GENERAL							
ST. SUP. SPECIAL							
FEDERAL							
OTHER	69,570					69,570	
EQUIPMENT	429,472					429,472	
GENERAL							
ST. SUP. SPECIAL							
FEDERAL							
OTHER	429,472					429,472	
VEHICLES	45,900					45,900	
GENERAL							
ST. SUP. SPECIAL							
FEDERAL							
OTHER	45,900					45,900	
WIRELESS DEV							
GENERAL							
ST. SUP. SPECIAL							
FEDERAL							
OTHER							
SUBSIDIES	16,312,782					16,312,782	
GENERAL	5,529,223		4,900,389		4,900,389	10,429,612	
ST. SUP. SPECIAL							
FEDERAL							
OTHER	10,783,559		(4,900,389)		(4,900,389)	5,883,170	
TOTAL	106,157,278			885,960	885,960	107,043,238	
FUNDING							
GENERAL FUNDS	55,604,979		4,900,389	885,960	5,786,349	61,391,328	
ST. SUP. SPCL FUNDS	3,051,618					3,051,618	
FEDERAL FUNDS	857,329		(857,329)		(857,329)		
OTHER SP. FUNDS	46,643,352		(4,043,060)		(4,043,060)	42,600,292	
TOTAL	106,157,278			885,960	885,960	107,043,238	
POSITIONS							
GENERAL FTE	1,043.00					1,043.00	
ST. SUP. SPCL. FTE							
FEDERAL FTE							
OTHER SP. FTE	409.00					409.00	
TOTAL	1,452.00					1,452.00	
PRIORITY LEVEL :							
				1			

PROGRAM DECISION UNITS

Mental Health - Mississippi State Hospital

2 - MI - Support Services

Name of Agency

Program Name

	A	B	C	D	E			
EXPENDITURES	FY 2022 Appropriated	Escalations By DFA	Non-Recurring Items	Total Funding Change	FY 2023 Total Request			
SALARIES	2,148,887				2,148,887			
GENERAL	1,847,925				1,847,925			
ST. SUP. SPECIAL								
FEDERAL								
OTHER	300,962				300,962			
TRAVEL	5,000				5,000			
GENERAL								
ST. SUP.SPECIAL								
FEDERAL								
OTHER	5,000				5,000			
CONTRACTUAL	361,460				361,460			
GENERAL								
ST. SUP. SPECIAL	18,794				18,794			
FEDERAL								
OTHER	342,666				342,666			
COMMODITIES	176,490				176,490			
GENERAL								
ST. SUP. SPECIAL								
FEDERAL								
OTHER	176,490				176,490			
CAPTITAL-OTE								
GENERAL								
ST. SUP. SPECIAL								
FEDERAL								
OTHER								
EQUIPMENT	5,083				5,083			
GENERAL								
ST. SUP. SPECIAL								
FEDERAL								
OTHER	5,083				5,083			
VEHICLES								
GENERAL								
ST. SUP. SPECIAL								
FEDERAL								
OTHER								
WIRELESS DEV								
GENERAL								
ST. SUP. SPECIAL								
FEDERAL								
OTHER								
SUBSIDIES	207,655				207,655			
GENERAL								
ST. SUP. SPECIAL								
FEDERAL								
OTHER	207,655				207,655			
TOTAL	2,904,575				2,904,575			

FUNDING

GENERAL FUNDS	1,847,925				1,847,925			
ST. SUP .SPCL FUNDS	18,794				18,794			
FEDERAL FUNDS								
OTHER SP. FUNDS	1,037,856				1,037,856			
TOTAL	2,904,575				2,904,575			

POSITIONS

GENERAL FTE	36.00				36.00			
ST. SUP. SPCL. FTE								
FEDERAL FTE								
OTHER SP. FTE	4.00				4.00			
TOTAL	40.00				40.00			

PRIORITY LEVEL :

--	--	--	--	--	--	--	--	--

PROGRAM DECISION UNITS

Mental Health - Mississippi State Hospital

3 - Specialized Treatment Facility

Name of Agency

Program Name

	A	B	C	D	E			
EXPENDITURES	FY 2022 Appropriated	Escalations By DFA	Non-Recurring Items	Total Funding Change	FY 2023 Total Request			
SALARIES	5,556,871				5,556,871			
GENERAL	3,511,056				3,511,056			
ST. SUP. SPECIAL								
FEDERAL								
OTHER	2,045,815				2,045,815			
TRAVEL								
GENERAL								
ST. SUP.SPECIAL								
FEDERAL								
OTHER								
CONTRACTUAL	612,320				612,320			
GENERAL								
ST. SUP. SPECIAL	35,206				35,206			
FEDERAL	6,003		(6,003)	(6,003)				
OTHER	571,111		6,003	6,003	577,114			
COMMODITIES	585,735				585,735			
GENERAL								
ST. SUP. SPECIAL	56,265				56,265			
FEDERAL								
OTHER	529,470				529,470			
CAPTITAL-OTE	5,412				5,412			
GENERAL								
ST. SUP. SPECIAL								
FEDERAL								
OTHER	5,412				5,412			
EQUIPMENT	73,697				73,697			
GENERAL								
ST. SUP. SPECIAL								
FEDERAL								
OTHER	73,697				73,697			
VEHICLES								
GENERAL								
ST. SUP. SPECIAL								
FEDERAL								
OTHER								
WIRELESS DEV								
GENERAL								
ST. SUP. SPECIAL								
FEDERAL								
OTHER								
SUBSIDIES	912,708				912,708			
GENERAL	82,086				82,086			
ST. SUP. SPECIAL								
FEDERAL								
OTHER	830,622				830,622			
TOTAL	7,746,743				7,746,743			

FUNDING

GENERAL FUNDS	3,593,142				3,593,142			
ST. SUP .SPCL FUNDS	91,471				91,471			
FEDERAL FUNDS	6,003		(6,003)	(6,003)				
OTHER SP. FUNDS	4,056,127		6,003	6,003	4,062,130			
TOTAL	7,746,743				7,746,743			

POSITIONS

GENERAL FTE	83.00				83.00			
ST. SUP. SPCL. FTE								
FEDERAL FTE								
OTHER SP. FTE	49.00				49.00			
TOTAL	132.00				132.00			

PRIORITY LEVEL :

--	--	--	--	--	--	--	--	--

**PROGRAM NARRATIVE**

Program Data Collected in Accordance with the Mississippi Performance Budget and Strategic Planning Act of 1994  
(To Accompany Form MBR-1-03)

Mental Health - Mississippi State Hospital

1 - MI - Institutional Care

Name of Agency

Program Name

**I. Program Description:**

The Institutional Care Program provides a comprehensive range of inpatient psychiatric services designed to serve the needs of children, adolescents and adults who reside in any of the ten community mental health regions assigned to Mississippi State Hospital's catchment area. Mississippi State Hospital (MSH) runs an acute child/adolescent psychiatric unit designed to provide diagnostic evaluations and short-term treatment for juveniles with emotional, social, psychological and academics impairments. In addition to these services, MSH operates a chemical dependency unit for female adults, male adults and adolescents. The hospital also operates acute and continued care psychiatric units, a medical surgical hospital, and a certified nursing facility. Mississippi State Hospital functions as the statewide service facility for forensic services. Furthermore, there are many units at Mississippi State Hospital that serve as training facilities for professionals interested in the provision of services to the mentally ill.

Patients admitted to Mississippi State Hospital's Institutional Care Program may receive the following services: medical evaluation and treatment, psychiatric evaluation and treatment, psychological evaluation and treatment, social services, dietary, educational, recreational, physical therapy, music therapy, job training, vocational rehabilitation, occupational therapy, residential living, and pastoral care. Mississippi State Hospital is licensed by the State Department of Health, fully accredited by the Joint Commission and certified by the Centers for Medicare and Medicaid Services.

Mississippi State Hospital is in the final planning stages of GS #412-187 to renovate Building 63. This renovation will expand our inpatient Forensic Services. We anticipate this project going to bid in FY 2022. Currently, this project is underfunded by \$4,900,389. To continue with forward progress on this project and ensure timely bidding, our budget reflects cash usage in FY 2022 to fully fund this project. Our budget also reflects a request of a one-time General Fund appropriation of this same amount to restore this cash usage in FY 2023 for MSH to utilize in funding operations. It is important to note that current projections show a project completion date of March 2023. It is the intent of MSH to fund salary expenditures related to the opening of this unit through the end of FY 2023 and request additional funds for staffing in our FY 2024 budget request.

**II. Program Objective:**

The objective of the Institutional Care Program is to operate a health care complex that provides a comprehensive range of high quality services to meet the needs of individuals with serious mental illnesses or who require nursing home care. While providing such care, it is important for Mississippi State Hospital to meet the standards set by regulatory, licensing, and accrediting agencies or organizations. In recent years, there has also been extensive work toward serving patients in less restrictive settings than Mississippi State Hospital. In accomplishing this objective, it has resulted in the hospital's population being the more difficult (behaviorally and medically) patients for which to care and serve.

**III. Current program activities as supported by the funding in Columns 6-15 (FY 2022 & FY 2023 Increase/Decrease for continuations) of MBR-1-03 and designated Budget Unit Decisions columns of MBR-1-03-A:****(C) Non-Recurring:**

MSH received Stimulus Funds through the Cares Act. These one-time monies will not be available in FY 2023, therefore, the federal funds that appear in the 2022 appropriated figures must be reduced and other special funds increased by the amount received in order to continue operation at level funding.

**(D) Residency Program:**

MSH established a Psychiatry Residency Program in FY 2021. The program is designed to train psychiatrists who will aid in alleviating the shortage of psychiatrists in our state. The program enrolled six (6) residents in FY22 and 12 residents in FY23. The goal is to expand the program to a maximum of 24 residents by FY 2025. As a result, MSH is requesting funding for salaries. This request represents only resident salaries including flex.

**PROGRAM NARRATIVE**

Program Data Collected in Accordance with the Mississippi Performance Budget and Strategic Planning Act of 1994  
(To Accompany Form MBR-1-03)

Mental Health - Mississippi State Hospital

2 - MI - Support Services

Name of Agency

Program Name

**I. Program Description:**

The Support Services program of Mississippi State Hospital provides a comprehensive range of services designed to serve the needs of the individuals and the employees. This program coordinates MSH's efforts to meet the objectives of the Department of Mental Health and to report to administrative agencies (DFA, SPB, etc.) within state government. Organizational units assigned to this program component include Fiscal Services, Internal Auditor, Facility Director, Assistant Directors, Public Relations and Human Resources.

Support Services program consists of support services staff from Mississippi State Hospital and Specialized Treatment Facility.

**II. Program Objective:**

The objective of the Support Services program is to provide for the personnel management, fiscal management and the adherence to standards for the maintenance of all licensure associated with the operation of Mississippi State Hospital.

**PROGRAM NARRATIVE**

Program Data Collected in Accordance with the Mississippi Performance Budget and Strategic Planning Act of 1994  
(To Accompany Form MBR-1-03)

Mental Health - Mississippi State Hospital

3 - Specialized Treatment Facility

Name of Agency

Program Name

**I. Program Description:**

The Specialized Treatment Facility (STF) MI-Institutional Care Program provides psychiatric residential treatment services for up to 48 adolescent Mississippians who are diagnosed with a mental disorder and present a need for residential care. Adolescents are referred for treatment who meet involuntary commitment criteria. The STF program operates as a medical model and may serve adolescent offenders with mental illness. STF offers priority admissions to those adolescents who are involved in the judicial system.

The STF maintains licensure and accreditation as a Psychiatric Residential Treatment Facility for adolescents whom reside within the 82 counties of Mississippi. The Specialized Treatment Facility is a Psychiatric Residential Treatment Facility licensed by the Mississippi Department of Health and the Mississippi Division of Medicaid, accredited as a Behavioral Healthcare Facility by the Joint Commission, and accredited as a Non-Public School by the Mississippi Department of Education.

Medical (medication, physical, dental, speech) treatment is provided by a full-time psychiatric nurse practitioner, part-time contracted child adolescent psychiatrist, a contracted back-up child adolescent psychiatrist, two contracted 24- hour on-call family practitioner physicians, full-time registered nurses, a community based dentist, as well as contracted speech therapist, pharmacy, and licensed dietician.

Mental health treatment is provided through evidence based and best-practice treatment. Service models include: 1)The Mandt System, 2) Trauma Focused-Cognitive Behavior Therapy (TF-CBT), 3) Structured Psychotherapy for Adolescents Responding to Chronic Stress (SPARCS), and 4) The Integrated Dual Disorder Treatment (IDDT)(alcohol and drug treatment and prevention).

Educational services are provided on-site by the Specialized Treatment Facility operated accredited school for middle school, high school, GED, and college students.

**II. Program Objective:**

The Specialized Treatment Facility MI-Institutional Care Program objective is to provide psychiatric residential treatment to adolescents who are experiencing behavioral problems in their homes, schools, and communities. Most often times, the root cause of these behavioral problems is due to the need for mental health treatment. The Institutional Care Program carries out objectives through departments of Dietary, Education, Recreation, Nursing, Residential Living, Information Systems, Housekeeping, Security, Resource Management, Psychology and Social Services.

**III. Current program activities as supported by the funding in Columns 6-15 (FY 2022 & FY 2023 Increase/Decrease for continuations) of MBR-1-03 and designated Budget Unit Decisions columns of MBR-1-03-A:****(C) Non-Recurring:**

MSH received the IDEA grant from the Department of Education. These Federal funds must be re-applied for annually and are not guaranteed. Therefore, the federal funds that appear in the 2022 appropriated figures must be reduced and other special funds increased by the amount received in order to continue operation at level funding.

**Elements of Quality Program Design**

For the Evaluation of Requests to Fund New Programs or New Activity in an Existing Program  
(To Accompany Form MBR-1-03A)

**PROGRAM PERFORMANCE MEASURES**

Program Data Collected in Accordance with the Mississippi Performance Budget and Strategic Planning Act of 1994

Mental Health - Mississippi State Hospital (374-00)

1 - MI - Institutional Care

Name of Agency

PROGRAM NAME

**PROGRAM OUTPUTS:** (This is the measure of the process necessary to carry on the goals and objectives of this program. This is the volume produced, i.e., how many people served, how many documents generated.)

	FY 2021 APPRO	FY 2021 ACTUAL	FY 2022 ESTIMATED	FY 2023 PROJECTED
1 % of individuals readmitted between 0-30 days after discharge	4.00	3.69	3.60	3.40
2 Number served adult acute psychiatric	601.00	596.00	656.00	752.00
3 Number served continued treatment	85.00	72.00	79.00	82.00
4 Number served chemical dependency	280.00	275.00	303.00	291.00
5 Number served nursing homes	226.00	225.00	225.00	250.00
6 Number served children/adolescent	91.00	114.00	125.00	108.00
7 Number served forensics	96.00	77.00	85.00	90.00

**PROGRAM EFFICIENCIES:** (This is the measure of the cost, unit cost or productivity associated with a given outcome or output. This measure indicates linkage between services and funding, i.e., cost per investigation, cost per student or number of days to complete investigation.)

	FY 2021 APPRO	FY 2021 ACTUAL	FY 2022 ESTIMATED	FY 2023 PROJECTED
1 Cost per person per day - acute psychiatric	669.71	649.11	630.00	587.85
2 Cost per person per day - continued treatment	538.36	508.29	500.00	497.42
3 Cost per person per day - child adolescent	1,414.55	1,204.55	1,130.00	1,096.43
4 Cost per person per day - chemical dependency	637.33	463.95	525.00	493.08
5 Cost per person per day - forensic	566.08	615.84	580.00	547.83
6 Cost per person per day - nursing home	465.17	463.95	445.00	428.27
7 Cost per patient day - Specialized Treatment Facility	577.00	741.32	793.23	793.23

**PROGRAM OUTCOMES:** (This is the measure of the quality or effectiveness of the services provided by this program. This measure provides an assessment of the actual impact or public benefit of your agency's actions. This is the results produced, i.e., increased customer satisfaction by x% within a 12-month period, reduce the number of traffic fatalities due to drunk drivers within a 12-month period.)

	FY 2021 APPRO	FY 2021 ACTUAL	FY 2022 ESTIMATED	FY 2023 PROJECTED
1 Maintain readmission rates within national trends (%)	4.00	4.00	3.80	3.60
2 Increase youth successfully transitioned from the Specialized Treatment Facility to communities with supportive wrap-around aftercare (% of youth)	94.00	92.30	90.00	90.00



**PROGRAM PERFORMANCE MEASURES**

Program Data Collected in Accordance with the Mississippi Performance Budget and Strategic Planning Act of 1994

Mental Health - Mississippi State Hospital (374-00)

2 - MI - Support Services

Name of Agency

PROGRAM NAME

**PROGRAM OUTPUTS:** (This is the measure of the process necessary to carry on the goals and objectives of this program. This is the volume produced, i.e., how many people served, how many documents generated.)

	FY 2021 APPRO	FY 2021 ACTUAL	FY 2022 ESTIMATED	FY 2023 PROJECTED
1 Support as a percent of total budget at MSH	4.00	4.00	4.00	0.00

**PROGRAM OUTCOMES:** (This is the measure of the quality or effectiveness of the services provided by this program. This measure provides an assessment of the actual impact or public benefit of your agency's actions. This is the results produced, i.e., increased customer satisfaction by x% within a 12-month period, reduce the number of traffic fatalities due to drunk drivers within a 12-month period.)

	FY 2021 APPRO	FY 2021 ACTUAL	FY 2022 ESTIMATED	FY 2023 PROJECTED
1 Support as an overall percent of total budget	4.00	4.00	4.00	4.00

**PROGRAM 3% GENERAL FUND REDUCTION AND NARRATIVE EXPLANATION**

Mental Health - Mississippi State Hospital (374-00)

	Fiscal Year 2022 Funding			FY 2022 GF PERCENT REDUCED
	Total Funds	Reduced Amount	Reduced Funding Amount	

Program Name: (1) MI - Institutional Care	General	55,604,979	(1,831,381)	53,773,598	(3.29%)
	State Support Special	3,051,618		3,051,618	
	Federal	857,329		857,329	
	Other Special	46,643,352		46,643,352	
	TOTAL	106,157,278	(1,831,381)	104,325,897	
	Narrative Explanation:				

Program Name: (2) MI - Support Services					
General	1,847,925		1,847,925		
State Support Special	18,794		18,794		
Federal					
Other Special	1,037,856		1,037,856		
TOTAL	2,904,575		2,904,575		
Narrative Explanation:					

Program Name: (3) Specialized Treatment Facility					
General	3,593,142		3,593,142		
State Support Special	91,471		91,471		
Federal	6,003		6,003		
Other Special	4,056,127		4,056,127		
TOTAL	7,746,743		7,746,743		
Narrative Explanation:					

<b>Program Name:</b> (99) Summary of All Programs				
General	61,046,046	(1,831,381)	59,214,665	(3.00%)
State Support Special	3,161,883		3,161,883	
Federal	863,332		863,332	
Other Special	51,737,335		51,737,335	
<b>TOTAL</b>	<b>116,808,596</b>	<b>(1,831,381)</b>	<b>114,977,215</b>	

**MISSISSIPPI BOARD OF MENTAL HEALTH MEMBERS**

Mental Health - Mississippi State Hospital (374-00)

Name of Agency

**A. Explain Rate and manner in which board members are reimbursed:**

Each board member is entitled to \$40.00 per day and all actual and necessary expenses, including mileage, incurred in the discharge of their duties.

**B. Estimated number of meetings FY 2022:**

Twelve (12) regular meetings are planned during FY2021 and FY2022.

<b>C. Board Members</b>	<b>City, Town, Residence</b>	<b>Appointed By</b>	<b>Date Appointed</b>	<b>Length of Term</b>
1. James Herzog, Ph.D.	Oxford, MS	Bryant	07/01/2015	7 years
2. Sampat Shivangi, MD	Ridgeland, MS	Bryant	07/01/2016	7 years
3. Stewart Rutledge	Oxford, MS	Bryant	07/01/2017	7 years
4. Courtney Phillips	Indianola, MS	Bryant	07/01/2018	7 years
5. Manda Griffin, LSW, FNP, RT, Ph.D.	Houlka, MS	Bryant	07/01/2018	7 years
6. Alyssa Killebrew, Ph.D	Madison, MS	Byrant	07/01/2019	7 years
7. Vacant	Vacant	Vacant	07/01/2021	7 years
8. Vacant	Vacant	Vacant	07/01/2021	7 years
9. Vacant	Vacant	Vacant	07/01/2021	7 years

Identify Statutory Authority (Code Section or Executive Order Number)\*

*Mississippi Code Section 41-4-3*

\*If Executive Order, please attach copy.

**SCHEDULE B  
CONTRACTUAL SERVICES**

Mental Health - Mississippi State Hospital (374-00)

Name of Agency

MINOR OBJECT OF EXPENDITURE	(1) Actual Expenses FY Ending June 30, 2021	(2) Estimated Expenses FY Ending June 30, 2022	(3) Requested for FY Ending June 30, 2023
<b>A. Tuition, Rewards &amp; Awards (61050xxx-61080xxx)</b>			
61060000 EMPLOYEE TRAINING	9,932	11,425	11,425
61070000 TRAVEL RELATED REGISTRATION	5,777	7,105	7,105
<b>Total</b>	<b>15,709</b>	<b>18,530</b>	<b>18,530</b>
<b>B. Transportation &amp; Utilities (61100xxx-61200xxx)</b>			
61100000 TRANSPORTATION OF GOODS	23,894	25,125	25,125
61110000 POSTAL SERVICES	41,829	41,829	41,829
61200000 UTILITIES	1,287,911	1,379,140	1,379,140
<b>Total</b>	<b>1,353,634</b>	<b>1,446,094</b>	<b>1,446,094</b>
<b>C. Public Information (61300xxx-6131xxxx)</b>			
61300000 ADVERTISING AND PUBLIC INFORMATION	3,272	4,105	4,105
<b>Total</b>	<b>3,272</b>	<b>4,105</b>	<b>4,105</b>
<b>D. Rents (61400xxx-61490xxx)</b>			
61400000 BUILDING AND FLOOR SPACE RENTAL	6,569	6,569	6,569
61420000 EQUIPMENT RENTAL	478,393	602,427	602,427
<b>Total</b>	<b>484,962</b>	<b>608,996</b>	<b>608,996</b>
<b>E. Repairs &amp; Service (61500xxx)</b>			
61500000 REPAIR AND MAINTENANCE SERVICES	1,221,302	1,503,242	1,503,242
<b>Total</b>	<b>1,221,302</b>	<b>1,503,242</b>	<b>1,503,242</b>
<b>F. Fees, Professional &amp; Other Services (6161xxxx-61699xxx)</b>			
61600000 INTER-AGENCY FEES	134,537	160,537	160,537
61610000 CONTRACT WORKER PAYROLL - EFT	2,970,005	2,970,005	2,970,005
61625000 CONTRACT WORKER PAYROLL MATCHING AMOUNTS - EFT	277,534	277,534	277,534
61652000 CONSTRUCTION CONTRACTOR SERVICES	39	39	39
61660000 ACCOUNTING AND FINANCIAL SERVICES	67,750	73,150	73,150
61665000 INVESTMENT MANAGERS AND ACTUARY SERVICES	7,721	7,721	7,721
61680000 MEDICAL SERVICES	2,045,014	2,162,199	2,162,199
61690000 FEES AND SERVICES - PROFESSIONAL FEES CHARGED	2,998,522	3,367,444	3,367,444
<b>Total</b>	<b>8,501,122</b>	<b>9,018,629</b>	<b>9,018,629</b>
<b>G. Other Contractual Services (61700xxx-61790xxx, 61900xxx)</b>			
61700000 INSURANCE FEES AND SERVICES	189,514	201,412	201,412
61705000 BANKING AND CREDIT CARD FEES	1,855	2,186	2,186
61710000 MEMBERSHIP DUES	62,964	64,756	64,756

**SCHEDULE B  
CONTRACTUAL SERVICES**

Mental Health - Mississippi State Hospital (374-00)

Name of Agency

MINOR OBJECT OF EXPENDITURE	(1) Actual Expenses FY Ending June 30, 2021	(2) Estimated Expenses FY Ending June 30, 2022	(3) Requested for FY Ending June 30, 2023
61715000 TRADE AND TECHNICAL SUBSCRIPTIONS	25	25	25
61735000 SALVAGE, DEMOLITION AND REMOVAL SERVICE	15,536	15,536	15,536
61740000 ENVIRONMENTAL SERVICES	1,973	1,973	1,973
61750000 HIGHWAY RIGH OF WAY HOUSING ASSISTANCE	9,950	9,950	9,950
61760000 TRANSPORTATION OF CLIENTS	263	263	263
61900000 PROCUREMENT CARD - CONTRACTUAL PURCHASES	16,737	21,738	21,738
<b>Total</b>	<b>298,817</b>	<b>317,839</b>	<b>317,839</b>

**H. Information Technology (61800xxx-61890xxx)**

61806000 DATA LINE AND NETWORK CHARGES - OUTSIDE VENDOR	4,556	6,500	6,500
61818000 CELLULAR USAGE TIME - OUTSIDE VENDOR	339	339	339
61821000 WIRELESS DATA TRANSMISSION-NOT CELL-OUTSIDE VENDOR	3,156	3,156	3,156
61824000 SATELLITE VOICE TRANSMISSION SERVICES - OUT VENDOR	15,005	17,125	17,125
61830000 IT PROFESSIONAL FEES - OUTSIDE VENDOR	106,711	150,972	150,972
61833000 IS TRAINING AND EDUCATION - OUTSIDE VENDOR	7,235	7,235	7,235
61836000 OUTSOURCED IT SOLUTIONS - OUTSIDE VENDOR	133,725	158,725	158,725
61839000 SOFTWARE ACQ, INSTALLATION & MAINT - OUT VENDOR	246,708	306,708	306,708
61842000 RENTAL OF IT EQUIPMENT - OUTSIDE VENDOR	1,860	2,150	2,150
61848000 MAINTENANCE & REPAIR OF IT EQUIPMENT- OUTSIDE VEND	123,901	162,348	162,348
61850000 PAYMENTS TO ITS	142,404	175,042	175,042
<b>Total</b>	<b>785,600</b>	<b>990,300</b>	<b>990,300</b>

**I. Other (61910xxx-61990xxx)**

61910000 PETTY CASH - CONTRACTUAL	2,959	3,605	3,605
61960000 PRIOR YEAR EXPENSE - CONTRACTUAL	41,626	50,525	50,525
61965000 PRIOR YEAR EXPENSE - CONTRACTUAL - 1099	238,261	248,149	248,149
<b>Total</b>	<b>282,846</b>	<b>302,279</b>	<b>302,279</b>

**Grand Total**

(Enter on Line 1-B of Form MBR-1)

	<b>12,947,264</b>	<b>14,210,014</b>	<b>14,210,014</b>
--	-------------------	-------------------	-------------------

**Funding Summary:**

General Funds			
State Support Special Funds	1,947,745	1,947,745	1,947,745
Federal Funds	840,056	840,056	
Other Special Funds	10,159,463	11,422,213	12,262,269

SCHEDULE B  
CONTRACTUAL SERVICES

Mental Health - Mississippi State Hospital (374-00)  
Name of Agency

MINOR OBJECT OF EXPENDITURE	(1) Actual Expenses FY Ending June 30, 2021	(2) Estimated Expenses FY Ending June 30, 2022	(3) Requested for FY Ending June 30, 2023
Total Funds	12,947,264	14,210,014	14,210,014

**SCHEDULE C  
COMMODITIES**

Mental Health - Mississippi State Hospital (374-00)

Name of Agency

MINOR OBJECT OF EXPENDITURE	(1) Actual Expenses FY Ending June 30, 2021	(2) Estimated Expenses FY Ending June 30, 2022	(3) Requested for FY Ending June 30, 2023
<b>A. Maintenance &amp; Constr. Materials &amp; Supplies (62000xxx, 62015xxx)</b>			
62000000 COMMODITIES - GAAP	2,363	2,363	2,363
62015000 BUILDING AND CONSTRUCTION MATERIALS AND SUPPLIES	56,954	215,000	215,000
<b>Total</b>	<b>59,317</b>	<b>217,363</b>	<b>217,363</b>
<b>B. Printing &amp; Office Supplies &amp; Materials (62010xxx, 62085xxx, 62100xxx, 62125xxx, 62400xxx)</b>			
62010000 BOOKS, PERIODICALS, MAPS & INSTRUCTIONAL MATERIAL	24,436	51,486	51,486
62085000 OFFICE SUPPLIES AND MATERIALS	107,599	215,846	215,846
62100000 PRINTING SUPPLIES	5,494	10,494	10,494
62400000 FURNITURE AND EQUIPMENT	197,915	327,986	327,986
<b>Total</b>	<b>335,444</b>	<b>605,812</b>	<b>605,812</b>
<b>C. Equipment Repair Parts, Supplies &amp; Acces. (6205xxxx, 62072xxx, 62110xxx, 62115xxx, 62120xxx, 62130xxx)</b>			
62050000 FUEL	73,420	101,442	101,442
62072000 SHOP SUPPLIES	11,049	21,976	21,976
62110000 PARTS & ACCESS - HEATING, COOLING, PLUMBING, ELEC	81,525	129,386	129,386
62115000 PARTS & ACCESS - OFFICE, IT, AND OTHER EQUIP	59,499	89,444	89,444
62120000 PARTS & ACCESS - VEHICLES, BUSES, PLANES, ETC.	22,105	42,105	42,105
62130000 TIRES AND TUBES	9,023	11,711	11,711
<b>Total</b>	<b>256,621</b>	<b>396,064</b>	<b>396,064</b>
<b>D. Professional &amp; Sci. Supplies and Materials (62025xxx, 62030xxx, 62070xxx, 62095xxx, 62105xxx, 6212xxxx)</b>			
62025000 EDUCATIONAL SUPPLIES	6,142	10,579	10,579
62070000 LAB AND MEDICAL SUPPLIES	3,443,236	4,684,893	4,684,893
62095000 PHOTOGRAPHIC SUPPLIES AND PROCESSING	65	200	200
<b>Total</b>	<b>3,449,443</b>	<b>4,695,672</b>	<b>4,695,672</b>
<b>E. Other Supplies &amp; Materials (62005xxx, 62015xxx, 62020xxx, 62035xxx, 62040xxx, 62045xxx, 62060xxx, 62065xxx, 62075xxx-62080xxx, 62090xxx, 62115xxx, 62135xxx, 62140xxx, 62405xxx, 62415xxx, 62500xxx-62999xxx)</b>			
62020000 DECALS AND SIGNS - OTHER THAN CONSTRUCTION	2,356	5,609	5,609
62040000 FOOD FOR BUSINESS MEETINGS	3,363	5,698	5,698
62045000 FOOD FOR PERSONS	181,122	214,889	214,889
62060000 JANITORIAL AND CLEANING SUPPLIES	252,676	365,752	365,752
62065000 KITCHEN, CAFETERIA, AND DINING SUPPLIES	74,982	100,842	100,842
62075000 LAWN, FARM AND GARDEN SUPPLIES	22,655	41,879	41,879
62078000 OTHER MISCELLANEOUS SUPPLIES	22,647	38,123	38,123
62080000 LINENS AND BEDDING	64,571	81,001	81,001
62090000 PERSONAL HYGIENE AND GROOMING SUPPLIES	30,939	58,725	58,725

**SCHEDULE C  
COMMODITIES**

Mental Health - Mississippi State Hospital (374-00)

Name of Agency

MINOR OBJECT OF EXPENDITURE	(1) Actual Expenses FY Ending June 30, 2021	(2) Estimated Expenses FY Ending June 30, 2022	(3) Requested for FY Ending June 30, 2023
62135000 UNIFORMS AND APPAREL	14,997	22,441	22,441
62140000 WINDOW TREATMENTS AND CARPET	6,059	12,047	12,047
62415000 COMPUTERS AND COMPUTER EQUIPMENT	19,134	31,980	31,980
62900000 PROCUREMENT CARD - COMMODITY PURCHASES	144,348	201,879	201,879
62910000 PETTY CASH EXPENSES - COMMODITIES	69	144	144
62960000 PRIOR YEAR EXPENSE - COMMODITIES	19,187	24,489	24,489
<b>Total</b>	<b>859,105</b>	<b>1,205,498</b>	<b>1,205,498</b>
<b>Grand Total</b> <i>(Enter on Line 1-C of Form MBR-1)</i>	<b>4,959,930</b>	<b>7,120,409</b>	<b>7,120,409</b>
<b>Funding Summary:</b>			
General Funds			
State Support Special Funds	1,214,138	1,214,138	1,214,138
Federal Funds	292,721	23,276	
Other Special Funds	3,453,071	5,882,995	5,906,271
<b>Total Funds</b>	<b>4,959,930</b>	<b>7,120,409</b>	<b>7,120,409</b>



**SCHEDULE D-1  
CAPITAL OUTLAY  
OTHER THAN EQUIPMENT**

Mental Health - Mississippi State Hospital (374-00)

Name of Agency

MINOR OBJECT OF EXPENDITURE	(1) Actual Expenses FY Ending June 30, 2021	(2) Estimated Expenses FY Ending June 30, 2022	(3) Requested for FY Ending June 30, 2023
-----------------------------	--	---	--

<b>B. Buildings &amp; Improvements (63100xxx)</b>			
63100000 CAPITAL OUTLAY - OTHER	308,065	74,982	74,982
<b>Total</b>	<b>308,065</b>	<b>74,982</b>	<b>74,982</b>

<b>Grand Total</b> <i>(Enter on Line 1-D-1 of Form MBR-1)</i>	<b>308,065</b>	<b>74,982</b>	<b>74,982</b>
--	----------------	---------------	---------------

<b>Funding Summary:</b>			
General Funds			
State Support Special Funds			
Federal Funds			
Other Special Funds	308,065	74,982	74,982
<b>Total Funds</b>	<b>308,065</b>	<b>74,982</b>	<b>74,982</b>

**SCHEDULE D-2  
CAPITAL OUTLAY EQUIPMENT**

Mental Health - Mississippi State Hospital (374-00)

Name of Agency

EQUIPMENT BY ITEM	Act. FY Ending June 30, 2021		Est. FY Ending June 30, 2022		Req. FY Ending June 30, 2023	
	No. of Units	Total Cost	No. of Units	Total Cost	No. of Units	Total Cost

**C. Office Machines, Furniture, Fixtures, Equip. (63200xxx)**

85" HDTV LED X900	1	2,800	1	2,800	1	2,800
Anesthesia Machine	1	26,174	1	26,174	1	26,174
Digital Chair Scale	2	2,360	2	2,360	2	2,360
Drain/Sewer Cleaner	1	2,675	1	2,675	1	2,675
DVR	1	2,395	1	2,395	1	2,395
Exmark Riding Mower	1	8,469	1	8,469	1	8,469
Food Warming Cabinet	1	1,489	1	1,489	1	1,489
Freezer	1	2,718	1	2,718	1	2,718
Heat Exchanger	1	3,197	1	3,197	1	3,197
Hospital Bed	2	3,120	2	3,120	2	3,120
Ice Machine	3	8,790	3	8,790	3	8,790
Ice Machine - Cuber	2	3,422	2	3,422	2	3,422
ID Now Analyzer	1	2,500	1	2,500	1	2,500
Performa Max Bed	1	2,100	1	2,100	1	2,100
Refrigerator	3	27,176	3	27,176	3	27,176
Skyworth 55" Q20 TV	1	330	1	330	1	330
Steam Table	1	2,896	1	2,896	1	2,896
Utility Line Locator	1	4,908	1	4,908	1	4,908
Vero Recliner	3	4,271	3	4,271	3	4,271
Vital Signs Monitor	6	13,582	6	13,582	6	13,582
Weed Trimmer	3	840	3	840	3	840
<b>Total</b>		<b>126,212</b>		<b>126,212</b>		<b>126,212</b>

**D. IT/IS Equipment (DP & Telecommunications) (63200xxx)**

65" Spectra (U650CV-U) LED TV	1	495	1	495	1	495
AC41 4 Door Controller	9	8,707	9	8,707	9	8,707
APC Smart UPS 3000VA	1	1,275	1	1,275	1	1,275
APC Smart UPS 750VA	1	712	1	712	1	712
Canon DR-6010C Scanner	1	2,171	1	2,171	1	2,171
D30 Indoor Dome Camera (D30-HW)	23	6,983				
D50 Outdoor Dome Camera	3	1,139				
D80 Fisheye Camera	21	15,154				
Dell Computer	156	104,964	175	117,775	156	104,964
Fortigate 600E Security Device	2	35,268				

**SCHEDULE D-2  
CAPITAL OUTLAY EQUIPMENT**

Mental Health - Mississippi State Hospital (374-00)

Name of Agency

EQUIPMENT BY ITEM	Act. FY Ending June 30, 2021		Est. FY Ending June 30, 2022		Req. FY Ending June 30, 2023	
	No. of Units	Total Cost	No. of Units	Total Cost	No. of Units	Total Cost
G-92009701 Okidata Printer	1	680	1	680	1	680
HP Color Laserjet Printer	1	430	1	430	1	430
HP Laserjet Pro Printer	3	1,315	3	1,315	5	2,126
Samsung Bet-H TV 43 inch	1	330	1	330	1	330
Temperature Recog Terminal BPTRT10001	47	83,425	37	66,459	37	66,459
VX51 Viewing Station	1	1,199	1	1,199	1	1,199
Zebra GK420D Printer	3	1,137	3	1,137	3	1,137
Cisco 9400 Series Switch			4	161,355	4	161,355
24 Port Switch			3	18,000	5	30,000
<b>Total</b>		<b>265,384</b>		<b>382,040</b>		<b>382,040</b>
<b>Grand Total</b> <i>(Enter on Line 1-D-2 of Form MBR-1)</i>		<b>391,596</b>		<b>508,252</b>		<b>508,252</b>
<b>Funding Summary:</b>						
General Funds						
State Support Special Funds						
Federal Funds		7,471				
Other Special Funds		384,125		508,252		508,252
<b>Total Funds</b>		<b>391,596</b>		<b>508,252</b>		<b>508,252</b>

**SCHEDULE D-3  
PASSENGER/WORK VEHICLES**

Mental Health - Mississippi State Hospital (374-00)

Name of Agency

MINOR OBJECT OF EXPENDITURE	Vehicle Inventory June 30, 2021	Act. FY Ending June 30, 2021		Est. FY Ending June 30, 2022		Req. FY Ending June 30, 2023	
		No. of Units	Total Cost	No. of Units	Total Cost	No. of Units	Total Cost

**A. Passenger & Work Vehicles (63300xxx)**

63300100 CARS	7	1	400				
63300100 HEAVY DUTY TRUCKS	10	1	30,848				
63300100 LIGHT/MEDIUM DUTY TRUCKS	43						
63300100 VANS	57			2	45,900	2	45,900
<b>Total (A)</b>	<b>117</b>	<b>2</b>	<b>31,248</b>	<b>2</b>	<b>45,900</b>	<b>2</b>	<b>45,900</b>

<b>GRAND TOTAL</b> <i>(Enter on Line 1-D-3 of Form MBR-1)</i>	<b>31,248</b>	<b>45,900</b>	<b>45,900</b>
--	---------------	---------------	---------------

<b>Funding Summary:</b>			
General Funds			
State Support Special Funds			
Federal Funds			
Other Special Funds	31,248	45,900	45,900
<b>Total Funds</b>	<b>31,248</b>	<b>45,900</b>	<b>45,900</b>

**SCHEDULE D-4**  
**WIRELESS COMMUNICATION DEVICES**

Mental Health - Mississippi State Hospital (374-00)

Name of Agency

MINOR OBJECT OF EXPENDITURE	Device Inventory June 30, 2021	Act. FY Ending June 30, 2021		Est. FY Ending June 30, 2022		Req. FY Ending June 30, 2023	
		No. of Devices	Actual Cost	No. of Devices	Estimated Cost	No. of Devices	Requested Cost

<b>Grand Total</b> <i>(Enter on Line 1-D-4 of Form MBR-1)</i>			
--	--	--	--

<b>Funding Summary:</b>			
General Funds			
State Support Special Funds			
Federal Funds			
Other Special Funds			
<b>Total Funds</b>			

**SCHEDULE E  
SUBSIDIES, LOANS & GRANTS**

Mental Health - Mississippi State Hospital (374-00)

Name of Agency

MINOR OBJECT OF EXPENDITURE	(1) Actual Expenses FY Ending June 30, 2021	(2) Estimated Expenses FY Ending June 30, 2022	(3) Requested for FY Ending June 30, 2023
-----------------------------	--	---	--

<b>E. Other, Transfers (67000xxx-67199xxx, 67998xxx, 68500xxx-68860xxx, 70045xxx-70080xxx, 80000xxx-80500xxx)</b>			
68515000 TRANSFERS TO OTHER FUNDS	9,826,886	17,433,145	17,433,145
<b>Total</b>	<b>9,826,886</b>	<b>17,433,145</b>	<b>17,433,145</b>
<b>Grand Total</b> <i>(Enter on Line 1-E of Form MBR-1)</i>	<b>9,826,886</b>	<b>17,433,145</b>	<b>17,433,145</b>

<b>Funding Summary:</b>			
General Funds	6,879,734	5,611,309	10,511,698
State Support Special Funds			
Federal Funds			
Other Special Funds	2,947,152	11,821,836	6,921,447
<b>Total Funds</b>	<b>9,826,886</b>	<b>17,433,145</b>	<b>17,433,145</b>

**NARRATIVE**  
**2023 BUDGET REQUEST**

Mental Health - Mississippi State Hospital (374-00)

---

Name of Agency

The Fiscal Year 2023 budget request for Mississippi State Hospital has been prepared in accordance with the Fiscal Management Board and Legislative Budget Office Budget Preparation Instructions for Fiscal Year 2023, dated June 1, 2021.

The Fiscal Year 2023 Budget Request of Mississippi State Hospital is in the amount of \$117,694,556, a \$885,960 General Funds increase from the Fiscal Year 2022 appropriation.

**Major Object of Expenditures**

**A.1 PERSONNEL SERVICES: SALARIES, WAGES, AND FRINGE BENEFITS (BASE)**

The cost projections include agency personnel authorized under FY 2022 legislative appropriation. In the FY 2022 appropriation, Mississippi State Hospital was appropriated 1,624 positions which include 1,564 permanent full-time and 60 time-limited full-time positions. The overall request of \$78,283,654 represents an increase of \$885,960 in General Funds from the FY 2022 estimate for the Residency Program's additional new Residents.

Total funding requested to support Salaries, Wages and Fringe for FY 2023 is \$78,283,654. It is proposed that this request be funded by \$56,320,697 in General Funds, \$12,079,627 in Medicaid funding, \$3,514,073 in Medicare funding, \$5,490,739 in Other funding and \$878,518 in Patient/Client fees funding.

It is requested that the FY 2023 appropriation be granted with "lump sum" authority, just as the FY 2021 appropriation because this provides the agency a level of flexibility, which is invaluable in meeting the challenges of the current economic climate.

MSH is currently working with the Bureau of Buildings to complete our Forensic Planning project. This program would expand our capacity to treat forensic patients; this expanded capacity would necessitate an increase in staffing. The professionals on this project have a current construction completion date of March 2023. However, the project has been challenging and delays have been inevitable. Therefore MSH believes it is most prudent to delay any request for a General Fund increase to FY 2024.

**A.2 TRAVEL**

The sum of \$18,200 is respectfully requested to support travel needs in FY 2023. This amount represents no increase over that authorized in FY 2022. It is proposed that this request will be funded with \$18,200 of Other funds.

**B. CONTRACTUAL SERVICES**

\$14,210,014 is requested for the funding of Contractual Services FY 2023. The total FY 2023 funding request reflects no increase over the FY 2022 appropriation. It is respectfully proposed that this request be funded with \$1,947,745 in Health Care Expendable funding, \$11,422,213 in Medicaid funding and \$840,056 in Medicare funding.

Funds in this category are used for employee training, postage, gas, electricity, water and sewage, advertising and rental of equipment. Expenses associated with professional contract employees, as well as fees for professional services are paid from this category also. Funds in this category are utilized to repair and maintain buildings on the agency's campuses. Seventy of the more than 100 buildings on campus were constructed between 1926 and 1935. As the program's physical plant ages, federal and state regulations governing the provision of services to persons with mental illness place tremendous stress on the physical environment as it relates to safety, preventative maintenance and repair programs, and the general overall appearance of the program's building and grounds.

**C. COMMODITIES**

The sum of \$7,120,409 is respectfully requested to support continuation of services provided by the combined programs of Mississippi State Hospital and the Specialized Treatment Facility. The total FY 2023 funding request for Commodities reflects no increase in expenditures over that provided for in FY 2022. It is proposed that these expenditures be funded with \$1,214,138 in Health Care Expendable funding, \$4,036,347 in Medicaid funding, \$332,031 in Medicare funding, \$622,586 in Other funding and \$1,214,138 in Patient/Client Fees funding. Funding requested for Commodities is utilized for maintenance and care of the buildings, furniture and equipment, supplies for the persons served, personal needs such as food, clothing, medicine, educational supplies and materials, general operations maintenance, janitorial supplies and office supplies. Funds in this category are used to repair and maintain buildings on the agency's campuses. A large portion of the square footage assigned to the agency was

**NARRATIVE**  
**2023 BUDGET REQUEST**

**Mental Health - Mississippi State Hospital (374-00)**

---

Name of Agency

constructed on the Mississippi State Hospital campus prior to 1940. As the program's physical plant ages, federal and state regulations governing the provision of services to persons with mental illness place tremendous stress on the physical environment as it relates to safety, preventative maintenance and repair programs, and the general overall appearance of the program's building and grounds.

**D. CAPITAL OUTLAY**

**D-1. CAPITAL OUTLAY – OTHER THAN EQUIPMENT (Schedule D-1)**

Total funding requested to support Capital Outlay – Other than Equipment for FY 2023 is \$74,982. It is respectfully proposed that this request be funded with \$74,982 of Patient/Client Fees funding. This amount reflects no increase in expenditures over that provided for in FY 2022.

Funding requested for Capital Outlay – Other than Equipment is utilized for betterments for the buildings on the agency's campuses.

**D-2. CAPITAL OUTLAY – EQUIPMENT (Schedule D-2)**

The Mississippi State Hospital FY 2023 Budget Request for Capital Outlay – Equipment totals \$508,252. The total FY 2023 request for Capital Outlay – Equipment reflects no increase of the FY 2022 appropriation. It is respectfully proposed that this request is funded with \$508,252 of Patient/Client Fees funding.

This funding has traditionally replaced equipment that has reached the end of its useful life expectancy and replacement is required.

**D-3. PASSENGER/WORK VEHICLES (Schedule D-3)**

The sum of \$45,900 is respectfully requested for Passenger/Work Vehicles in the FY 2023 Budget Request. This amount reflects no increase over that requested in FY 2021. It is proposed that these expenditures be funded with \$45,900 of Other funding.

This funding has traditionally replaced passenger/work vehicles that have reached the end of their useful life expectancy and replacement is required. The amount requested will replace two vans assigned to the Transportation division.

**D-4. WIRELESS COMMUNICATION DEVICES (Schedule D-4)**

No funding is requested in this category.

**E. SUBSIDIES, LOANS AND GRANTS**

The Subsidies, Loans and Grants request of the Mississippi State Hospital is in the amount of \$17,433,145. This amount represents a \$4,900,389 increase of General Funds from the FY 2022 appropriation for a transfer to the Bureau of Buildings for the Forensics Project.

Mississippi State Hospital is in the final planning stages of GS #412-187 to renovate Building 63. This renovation will expand our inpatient Forensic Services. We anticipate this project going to bid in FY 2022. Currently, this project is underfunded by \$4,900,389. To continue with forward progress on this project and ensure timely bidding, our budget reflects cash usage in FY 2022 to fully fund this project. Our budget also reflects a request of a one-time General Fund appropriation of this same amount to restore this cash usage in FY 2023 for MSH to utilize in funding operations. It is important to note that current projections show a project completion date of March 2023. It is the intent of MSH to fund salary expenditures related to the opening of this unit through the end of FY 2023 and request additional funds for staffing in our FY 2024 budget request. It is respectfully proposed that this request is funded with \$10,511,698 of General Funds and \$4,101,113 of Medicaid funding, \$1,505,496 of Other funding and \$1,314,838 of Patient/Client Fees.

Funding provided in the Subsidies, Loans and Grants category support expenditures including, but are not limited to, Transfers to Other Funds for Medicaid Match, Cost Allocation, and Bed Taxes.



**NARRATIVE**  
**2023 BUDGET REQUEST**

Mental Health - Mississippi State Hospital (374-00)

---

Name of Agency

**OUT-OF-STATE TRAVEL**  
**FISCAL YEAR 2023**

Mental Health - Mississippi State Hospital (374-00)

---

Name of Agency

Note: All expenditures recorded on this form must be totaled and said total must agree with the out-of-state travel amount indicated for FY 2021 on Form Mbr-1, line 1.A.2.b.

Employee's Name	Destination	Purpose	Travel Cost	Funding Source
-----------------	-------------	---------	-------------	----------------

---

Total Out of State Cost

# FEES, PROFESSIONAL AND OTHER SERVICES

Mental Health - Mississippi State Hospital (374-00)

Name of Agency

TYPE OF FEE AND NAME OF VENDOR	Retired w/ PERS	(1) Actual Expenses FY Ending June 30, 2021	(2) Estimated Expenses FY Ending June 30, 2022	(3) Requested Expenses FY Ending June 30, 2023	Fund Source
--------------------------------	-----------------------	--	---	---	-------------

## 61600000 INTER-AGENCY FEES

Department of Finance and Administration/MMRS

Comp. Rate: \$134537 per year

### Total 61600000 INTER-AGENCY FEES

134,537	160,537	160,537	3337400000
<b>134,537</b>	<b>160,537</b>	<b>160,537</b>	

## 61610000 CONTRACT WORKER PAYROLL - EFT

AINSWORTH CANDICE/Patient Care

Comp. Rate: \$23 per hour

5,865	5,865	5,865	3337400000
-------	-------	-------	------------

ALDRIDGE CHELSEA/Patient Care

Comp. Rate: \$37 per hour

5,883	5,883	5,883	3337400000
-------	-------	-------	------------

ALLEN JASMYN/Patient Care

Comp. Rate: \$47 per hour

10,317	10,317	10,317	3337400000
--------	--------	--------	------------

ALLEN JESSICA/Patient Care

Comp. Rate: \$30 per hour

10,560	10,560	10,560	3337400000
--------	--------	--------	------------

ALLEN MORGAN/Patient Care

Comp. Rate: \$35 per hour

7,123	7,123	7,123	3337400000
-------	-------	-------	------------

ANDERSON TEENA/Patient Care

Comp. Rate: \$12 per hour

12,626	12,626	12,626	3337400000
--------	--------	--------	------------

APPLEWHITE ANGELA/Patient Care

Comp. Rate: \$35 per hour

4,655	4,655	4,655	3337400000
-------	-------	-------	------------

ARMSTRONG HENRY/Patient Care

Comp. Rate: \$15 per hour

2,392	2,392	2,392	3337400000
-------	-------	-------	------------

ATKINS TARVIN/Patient Care

Comp. Rate: \$12 per hour

3,681	3,681	3,681	3337400000
-------	-------	-------	------------

BAILEY ANITA/Patient Care

Comp. Rate: \$37 per hour

14,356	14,356	14,356	3337400000
--------	--------	--------	------------

BAILEY MARILYN/Personnel

Comp. Rate: \$26 per hour

Y	3,770	3,770	3,770	3337400000
---	-------	-------	-------	------------

BANES PENCY/Patient Care

Comp. Rate: \$19 per hour

9,223	9,223	9,223	3337400000
-------	-------	-------	------------

BARNES AKEIA/Patient Care

Comp. Rate: \$21 per hour

1,638	1,638	1,638	3337400000
-------	-------	-------	------------

BASS AMBERNY/Patient Care

Comp. Rate: \$35 per hour

6,007	6,007	6,007	3337400000
-------	-------	-------	------------

BASS CHRISTINE/Patient Care

Comp. Rate: \$21 per hour

683	683	683	3337400000
-----	-----	-----	------------

BEEMAN JENNIFER/Patient Care

Comp. Rate: \$47 per hour

4,677	4,677	4,677	3337400000
-------	-------	-------	------------

BELL RUTHIE/Patient Care

Comp. Rate: \$12 per hour

Y	11,646	11,646	11,646	3337400000
---	--------	--------	--------	------------

BENSON ANITRA/Patient Care

Comp. Rate: \$37 per hour

24,263	24,263	24,263	3337400000
--------	--------	--------	------------

BERRY BRIONA/Patient Care

Comp. Rate: \$35 per hour

8,059	8,059	8,059	3337400000
-------	-------	-------	------------

BERRY JANAISHA/Patient Care

# FEES, PROFESSIONAL AND OTHER SERVICES

Mental Health - Mississippi State Hospital (374-00)

Name of Agency					
TYPE OF FEE AND NAME OF VENDOR	Retired w/ PERS	(1) Actual Expenses FY Ending June 30, 2021	(2) Estimated Expenses FY Ending June 30, 2022	(3) Requested Expenses FY Ending June 30, 2023	Fund Source
Comp. Rate: \$47 per hour		6,322	6,322	6,322	3337400000
BLAKELY PRESTON/Patient Care					
Comp. Rate: \$12 per hour		242	242	242	3337400000
BOLDEN LARISSA/Patient Care					
Comp. Rate: \$37 per hour		13,191	13,191	13,191	3337400000
BOOSE LAVONNE/Patient Care					
Comp. Rate: \$47 per hour		13,213	13,213	13,213	3337400000
BOWERS ROBERT/Maintenance					
Comp. Rate: \$20 per hour		30,155	30,155	30,155	3337400000
BRADFORD AURELIA/Patient Care					
Comp. Rate: \$32 per hour		28,776	28,776	28,776	3337400000
BRANCH NICOLE/Patient Care					
Comp. Rate: \$35 per hour		5,946	5,946	5,946	3337400000
BRENT VERA/Patient Care					
Comp. Rate: \$37 per hour		13,949	13,949	13,949	3337400000
BRIDGES RODGERICK/Patient Care					
Comp. Rate: \$15 per hour		14,936	14,936	14,936	3337400000
BRIGGS KYSHA/Patient Care					
Comp. Rate: \$35 per hour		5,355	5,355	5,355	3337400000
BROKMAN SUMMER/Patient Care					
Comp. Rate: \$25 per hour		16,600	16,600	16,600	3337400000
BROOKS ASHLEY/Patient Care					
Comp. Rate: \$12 per hour		9,416	9,416	9,416	3337400000
BROOKS CHELSEA/Patient Care					
Comp. Rate: \$37 per hour		4,570	4,570	4,570	3337400000
BROOME DENISA/Patient Care					
Comp. Rate: \$37 per hour		19,536	19,536	19,536	3337400000
BROWN MELISSA/Patient Care					
Comp. Rate: \$37 per hour		30,989	30,989	30,989	3337400000
BROWN MELVIN/Patient Care					
Comp. Rate: \$15 per hour	Y	1,185	1,185	1,185	3337400000
BROWN PRECIOUS/Patient Care					
Comp. Rate: \$13 per hour		15,503	15,503	15,503	3337400000
BROWN SHARANDA/Patient Care					
Comp. Rate: \$35 per hour		1,706	1,706	1,706	3337400000
BROWN WILLIE/Patient Care					
Comp. Rate: \$12 per hour		276	276	276	3337400000
BROWN-WILSON PATRICE/Patient Care					
Comp. Rate: \$37 per hour		34,808	34,808	34,808	3337400000
BRUNELLE REGINA/Patient Care					
Comp. Rate: \$12 per hour		3,715	3,715	3,715	3337400000
BULLIE RENSSLAER/Patient Care					
Comp. Rate: \$12 per hour		2,922	2,922	2,922	3337400000
BURCH DENISHA/Patient Care					
Comp. Rate: \$12 per hour		4,425	4,425	4,425	3337400000
BURKS ANTOINE/Patient Care					

**FEES, PROFESSIONAL AND OTHER SERVICES**

Mental Health - Mississippi State Hospital (374-00)

Name of Agency					
TYPE OF FEE AND NAME OF VENDOR	Retired w/ PERS	(1) Actual Expenses FY Ending June 30, 2021	(2) Estimated Expenses FY Ending June 30, 2022	(3) Requested Expenses FY Ending June 30, 2023	Fund Source
Comp. Rate: \$11 per hour BYRD MATTHEW/Patient Care		233	233	233	3337400000
Comp. Rate: \$12 per hour CAMERON ERICA/Patient Care		6,017	6,017	6,017	3337400000
Comp. Rate: \$47 per hour CARLTON SCOTT/Physician		1,845	1,845	1,845	3337400000
Comp. Rate: \$75 per hour CLARK LAKEISHA/Patient Care		39,881	39,881	39,881	3337400000
Comp. Rate: \$21 per hour COLEMAN BERTHA/Patient Care		436	436	436	3337400000
Comp. Rate: \$21 per hour COLEMAN CHENEQUIA/Patient Care		1,748	1,748	1,748	3337400000
Comp. Rate: \$35 per hour COMMISKEY STEPHEN/Physician		4,865	4,865	4,865	3337400000
Comp. Rate: \$300 per hour COTHERN PHILLIP/Patient Care		17,850	17,850	17,850	3337400000
Comp. Rate: \$37 per hour CRIDDLE ERICKA/Patient Care	Y	16,049	16,049	16,049	3337400000
Comp. Rate: \$35 per hour CROSS TINA/Patient Care		3,579	3,579	3,579	3337400000
Comp. Rate: \$21 per hour CURTIS CHAELA/Patient Care		1,271	1,271	1,271	3337400000
Comp. Rate: \$21 per hour DAKHLALLA SALAAHODDIN/Patient Care		1,664	1,664	1,664	3337400000
Comp. Rate: \$26 per hour DAVIS CYNTHIA/Patient Care		53,884	53,884	53,884	3337400000
Comp. Rate: \$47 per hour DEGRAFFENREID TIEASE/Patient Care		12,197	12,197	12,197	3337400000
Comp. Rate: \$47 per hour DIEZ JENNIFER/Lab Director		10,035	10,035	10,035	3337400000
Comp. Rate: \$35 per hour DRAIN ASHALEY/Patient Care		42,747	42,747	42,747	3337400000
Comp. Rate: \$37 per hour DUNN TALYN/Patient Care		36,838	36,838	36,838	3337400000
Comp. Rate: \$32 per hour DURHAM ADLENE/Patient Care		5,968	5,968	5,968	3337400000
Comp. Rate: \$25 per hour DURR CHEMESE/Patient Care	Y	9,819	9,819	9,819	3337400000
Comp. Rate: \$47 per hour EDWARDS RAVEN/Patient Care		11,609	11,609	11,609	3337400000
Comp. Rate: \$21 per hour EMMANUEL VIVIAN/Patient Care		2,003	2,003	2,003	3337400000
Comp. Rate: \$11 per hour EVANS CYNTHIA/Patient Care		1,937	1,937	1,937	3337400000
Comp. Rate: \$30 per hour EVANS VERONICA/Patient Care	Y	758	758	758	3337400000

# FEES, PROFESSIONAL AND OTHER SERVICES

Mental Health - Mississippi State Hospital (374-00)

Name of Agency					
TYPE OF FEE AND NAME OF VENDOR	Retired w/ PERS	(1) Actual Expenses FY Ending June 30, 2021	(2) Estimated Expenses FY Ending June 30, 2022	(3) Requested Expenses FY Ending June 30, 2023	Fund Source
Comp. Rate: \$35 per hour FISHENDEN TEAWANNA/Patient Care		1,391	1,391	1,391	3337400000
Comp. Rate: \$35 per hour FISHER LEE/Patient Care		7,633	7,633	7,633	3337400000
Comp. Rate: \$15 per hour FLOYD JOHN/Physician		7,883	7,883	7,883	3337400000
Comp. Rate: \$300 per hour FORD ALESHIA/Patient Care		22,575	22,575	22,575	3337400000
Comp. Rate: \$37 per hour FOREMAN VERSHENDA/Patient Care		9,713	9,713	9,713	3337400000
Comp. Rate: \$25 per hour FURBY DORIS/Patient Care		4,819	4,819	4,819	3337400000
Comp. Rate: \$32 per hour FYKE DEBORAH/Payroll		13,608	13,608	13,608	3337400000
Comp. Rate: \$25 per hour GALLOWAY TAKANGELA/Patient Care	Y	26,138	26,138	26,138	3337400000
Comp. Rate: \$21 per hour GAYTEN MARSHA/Patient Care		2,279	2,279	2,279	3337400000
Comp. Rate: \$37 per hour GEE KENNETH/Police		27,482	27,482	27,482	3337400000
Comp. Rate: \$11 per hour GIBSON QUARTIVIA/Patient Care		7,362	7,362	7,362	3337400000
Comp. Rate: \$47 per hour GILL NATALIE/Patient Care		4,195	4,195	4,195	3337400000
Comp. Rate: \$37 per hour GILLIAM ARDARION/Physician		10,675	10,675	10,675	3337400000
Comp. Rate: \$75 per hour GORDON ANDREA/Patient Care		22,331	22,331	22,331	3337400000
Comp. Rate: \$15 per hour GRAHAM LACARYA/Patient Care		12,656	12,656	12,656	3337400000
Comp. Rate: \$21 per hour GRANDBERRY MARY/Patient Care		2,976	2,976	2,976	3337400000
Comp. Rate: \$12 per hour GRAVES ALICIA/Patient Care		198	198	198	3337400000
Comp. Rate: \$47 per hour GRAY WANDA/Patient Care		6,780	6,780	6,780	3337400000
Comp. Rate: \$37 per hour GREEN DEVANTE/Patient Care		8,871	8,871	8,871	3337400000
Comp. Rate: \$10 per hour GREEN MIRAKA/Patient Care		4,109	4,109	4,109	3337400000
Comp. Rate: \$21 per hour GREER EULA/Librarian		3,796	3,796	3,796	3337400000
Comp. Rate: \$25 per hour GREGG TOBY/Patient Care	Y	26,000	26,000	26,000	3337400000
Comp. Rate: \$12 per hour GRIFFITH NANETTE/Patient Care		10,509	10,509	10,509	3337400000

# FEES, PROFESSIONAL AND OTHER SERVICES

Mental Health - Mississippi State Hospital (374-00)

Name of Agency					
TYPE OF FEE AND NAME OF VENDOR	Retired w/ PERS	(1) Actual Expenses FY Ending June 30, 2021	(2) Estimated Expenses FY Ending June 30, 2022	(3) Requested Expenses FY Ending June 30, 2023	Fund Source
Comp. Rate: \$37 per hour GRIFFITH TOBY/Patient Care		30,044	30,044	30,044	3337400000
Comp. Rate: \$21 per hour GRINSTEAD LAKEISHA/Patient Care		1,806	1,806	1,806	3337400000
Comp. Rate: \$12 per hour GROSS KIZZY/Patient Care		13,251	13,251	13,251	3337400000
Comp. Rate: \$47 per hour HALL EBONI/Patient Care		5,969	5,969	5,969	3337400000
Comp. Rate: \$10 per hour HARPER CHARITY/Patient Care		1,791	1,791	1,791	3337400000
Comp. Rate: \$21 per hour HAVIES KEVIN/Patient Care		2,478	2,478	2,478	3337400000
Comp. Rate: \$12 per hour HAYES CLARENCE/Patient Care		2,529	2,529	2,529	3337400000
Comp. Rate: \$37 per hour HAYES KIMBERLY/Patient Care		9,694	9,694	9,694	3337400000
Comp. Rate: \$37 per hour HEATH MILTORIA/Patient Care		11,294	11,294	11,294	3337400000
Comp. Rate: \$12 per hour HENDERSON CHARLES/Police		996	996	996	3337400000
Comp. Rate: \$12 per hour HERRIN VINCENT/Physician		10,011	10,011	10,011	3337400000
Comp. Rate: \$75 per hour HEWITT CHENILLE/Patient Care		92,385	92,385	92,385	3337400000
Comp. Rate: \$25 per hour HILL JASMINE/Patient Care		36,627	36,627	36,627	3337400000
Comp. Rate: \$21 per hour HILL SHANNON/Patient Care		2,945	2,945	2,945	3337400000
Comp. Rate: \$37 per hour HINSON WILLIAM/Patient Care		12,617	12,617	12,617	3337400000
Comp. Rate: \$13 per hour	Y	9,945	9,945	9,945	3337400000
Comp. Rate: \$25 per hour	Y	2,060	2,060	2,060	3337400000
Comp. Rate: \$35 per hour		5,831	5,831	5,831	3337400000
Comp. Rate: \$35 per hour		5,823	5,823	5,823	3337400000
Comp. Rate: \$37 per hour		43,077	43,077	43,077	3337400000
Comp. Rate: \$12 per hour		15,014	15,014	15,014	3337400000
Comp. Rate: \$21 per hour	Y	13,757	13,757	13,757	3337400000
Comp. Rate: \$75 per hour		39,281	39,281	39,281	3337400000
JACKSON JACQUELYN/Patient Care					

# FEES, PROFESSIONAL AND OTHER SERVICES

Mental Health - Mississippi State Hospital (374-00)

Name of Agency					
TYPE OF FEE AND NAME OF VENDOR	Retired w/ PERS	(1) Actual Expenses FY Ending June 30, 2021	(2) Estimated Expenses FY Ending June 30, 2022	(3) Requested Expenses FY Ending June 30, 2023	Fund Source
Comp. Rate: \$37 per hour JACKSON JANICE/Patient Care		22,330	22,330	22,330	3337400000
Comp. Rate: \$37 per hour JAMES EVMANDA/Patient Care	Y	27,586	27,586	27,586	3337400000
Comp. Rate: \$25 per hour JENKINS DEAMBERLEE/Patient Care		13,723	13,723	13,723	3337400000
Comp. Rate: \$12 per hour JENKINS DEBBIE/Patient Care		19,839	19,839	19,839	3337400000
Comp. Rate: \$21 per hour JENKINS KIMBERLY/Patient Care	Y	2,520	2,520	2,520	3337400000
Comp. Rate: \$10 per hour JONES RASHETTA/Patient Care		6,965	6,965	6,965	3337400000
Comp. Rate: \$37 per hour KEENAN KATHERINE/Patient Care		2,211	2,211	2,211	3337400000
Comp. Rate: \$28 per hour KENNEDY JOHN/Physician		41,323	41,323	41,323	3337400000
Comp. Rate: \$300 per hour KINDREX ROBERT/Maintenance		35,325	35,325	35,325	3337400000
Comp. Rate: \$11 per hour KING SHARRON/Patient Care		3,979	3,979	3,979	3337400000
Comp. Rate: \$37 per hour KIRK ASHISLEN/Patient Care		43,656	43,656	43,656	3337400000
Comp. Rate: \$25 per hour KUTNER RICHARD/Physician		10,985	10,985	10,985	3337400000
Comp. Rate: \$250 per hour LADNER MARK/Physician		172,938	172,938	172,938	3337400000
Comp. Rate: \$150 per hour LEACH ROBERT/Maintenance		4,200	4,200	4,200	3337400000
Comp. Rate: \$15 per hour LEBLANC STEPHEN/Physician		9,179	9,179	9,179	3337400000
Comp. Rate: \$75 per hour LEE ALEXUS/Patient Care		48,581	48,581	48,581	3337400000
Comp. Rate: \$21 per hour LEE JASON/Patient Care		2,289	2,289	2,289	3337400000
Comp. Rate: \$35 per hour LEE MACKINZIE/Patient Care		11,463	11,463	11,463	3337400000
Comp. Rate: \$37 per hour LEE ROSETTA/Patient Care		43,656	43,656	43,656	3337400000
Comp. Rate: \$30 per hour LEFLORE ANETRA/Patient Care		22,568	22,568	22,568	3337400000
Comp. Rate: \$37 per hour LEWIS LASHUNDA/Patient Care		5,014	5,014	5,014	3337400000
Comp. Rate: \$37 per hour LINDSEY SHARON/Patient Care		43,794	43,794	43,794	3337400000
Comp. Rate: \$35 per hour LOFTON TYKEVYA/Patient Care		3,605	3,605	3,605	3337400000



# FEES, PROFESSIONAL AND OTHER SERVICES

Mental Health - Mississippi State Hospital (374-00)

Name of Agency					
TYPE OF FEE AND NAME OF VENDOR	Retired w/ PERS	(1) Actual Expenses FY Ending June 30, 2021	(2) Estimated Expenses FY Ending June 30, 2022	(3) Requested Expenses FY Ending June 30, 2023	Fund Source
Comp. Rate: \$21 per hour LUCKEY NORMAN/Police		2,153	2,153	2,153	3337400000
Comp. Rate: \$14 per hour LYLE GWENDOLYN/Patient Care	Y	13,864	13,864	13,864	3337400000
Comp. Rate: \$37 per hour MARSHALL LADARIUS/Patient Care	Y	21,432	21,432	21,432	3337400000
Comp. Rate: \$21 per hour MARTIN JAMES/Patient Care		1,979	1,979	1,979	3337400000
Comp. Rate: \$25 per hour MAXWELL MARY/Patient Care		15,813	15,813	15,813	3337400000
Comp. Rate: \$12 per hour MAYWEATHER EBONY/Patient Care		20,069	20,069	20,069	3337400000
Comp. Rate: \$12 per hour MCBEATH ALEXIS/Patient Care		11,864	11,864	11,864	3337400000
Comp. Rate: \$12 per hour MCBRIDE-HALL SHARON/Patient Care		1,005	1,005	1,005	3337400000
Comp. Rate: \$12 per hour MCDONALD DESMOND/Patient Care		5,697	5,697	5,697	3337400000
Comp. Rate: \$11 per hour MCDONALD L'CHARLES/Patient Care		2,770	2,770	2,770	3337400000
Comp. Rate: \$15 per hour MCDOWELL RACHEL/Patient Care		18,019	18,019	18,019	3337400000
Comp. Rate: \$15 per hour MCKINZIE PORCHA/Patient Care	Y	14,828	14,828	14,828	3337400000
Comp. Rate: \$21 per hour MCNEECE TERESA/Personnel		263	263	263	3337400000
Comp. Rate: \$15 per hour MICHAEL JANET/Patient Care	Y	15,615	15,615	15,615	3337400000
Comp. Rate: \$21 per hour MICKLE MEGGAN/Patient Care		2,678	2,678	2,678	3337400000
Comp. Rate: \$21 per hour MICKLE RAVEN/Patient Care		2,993	2,993	2,993	3337400000
Comp. Rate: \$21 per hour MICKLE SHELIA/Patient Care		2,321	2,321	2,321	3337400000
Comp. Rate: \$47 per hour MITCHELL ANDREW/Patient Care		9,224	9,224	9,224	3337400000
Comp. Rate: \$12 per hour MOCK BRANDI/Patient Care		1,132	1,132	1,132	3337400000
Comp. Rate: \$37 per hour MOORE JOY/Patient Care		9,084	9,084	9,084	3337400000
Comp. Rate: \$21 per hour MOORE KIMBERLY/Patient Care		1,092	1,092	1,092	3337400000
Comp. Rate: \$28 per hour MOORE MONIQUE/Patient Care	Y	2,422	2,422	2,422	3337400000
Comp. Rate: \$37 per hour		4,181	4,181	4,181	3337400000

# FEES, PROFESSIONAL AND OTHER SERVICES

Mental Health - Mississippi State Hospital (374-00)

Name of Agency

TYPE OF FEE AND NAME OF VENDOR	Retired w/ PERS	(1) Actual Expenses FY Ending June 30, 2021	(2) Estimated Expenses FY Ending June 30, 2022	(3) Requested Expenses FY Ending June 30, 2023	Fund Source
MORRIS MELBA/Billing and Coding					
<i>Comp. Rate: \$85 per hour</i>		78,094	78,094	78,094	3337400000
MUSGROVE MILES/Patient Care					
<i>Comp. Rate: \$21 per hour</i>		9,030	9,030	9,030	3337400000
MUSSELWHITE VICTORIA/Patient Care					
<i>Comp. Rate: \$12 per hour</i>		3,090	3,090	3,090	3337400000
MYERS MARCUS/Patient Care					
<i>Comp. Rate: \$12 per hour</i>		8,841	8,841	8,841	3337400000
MYLES LAKEEIA/Patient Care					
<i>Comp. Rate: \$47 per hour</i>		15,134	15,134	15,134	3337400000
NEWELL RAYMOND/Police					
<i>Comp. Rate: \$14 per hour</i>		16,758	16,758	16,758	3337400000
NICHOLS JERICA/Patient Care					
<i>Comp. Rate: \$37 per hour</i>		2,118	2,118	2,118	3337400000
NICKS JEROME/Patient Care					
<i>Comp. Rate: \$12 per hour</i>	Y	3,150	3,150	3,150	3337400000
PAGE SHERMAIN/Patient Care					
<i>Comp. Rate: \$10 per hour</i>		504	504	504	3337400000
PARKER LAKYSHA/Patient Care					
<i>Comp. Rate: \$37 per hour</i>		977	977	977	3337400000
PATE JONAE/Patient Care					
<i>Comp. Rate: \$12 per hour</i>		5,898	5,898	5,898	3337400000
PATRICK LATASHIA/Patient Care					
<i>Comp. Rate: \$37 per hour</i>		2,183	2,183	2,183	3337400000
PEPPER-BURRELL YOLANDA/Patient Care					
<i>Comp. Rate: \$47 per hour</i>	Y	1,398	1,398	1,398	3337400000
PERKINS FRANK/Patient Care					
<i>Comp. Rate: \$33 per hour</i>		68,094	68,094	68,094	3337400000
PHILSON KENDRICK/Patient Care					
<i>Comp. Rate: \$13 per hour</i>		6,799	6,799	6,799	3337400000
PICKELL RENEE/Patient Care					
<i>Comp. Rate: \$35 per hour</i>		5,714	5,714	5,714	3337400000
QUALLS KEMYATTA/Patient Care					
<i>Comp. Rate: \$37 per hour</i>		10,647	10,647	10,647	3337400000
RAMSAY CATHY/Patient Care					
<i>Comp. Rate: \$50 per hour</i>		3,823	3,823	3,823	3337400000
RATCLIFFE LATRICIA/Patient Care					
<i>Comp. Rate: \$30 per hour</i>		5,550	5,550	5,550	3337400000
REED DEMETRIA/Patient Care					
<i>Comp. Rate: \$37 per hour</i>		3,885	3,885	3,885	3337400000
REED METICHICO/Patient Care					
<i>Comp. Rate: \$47 per hour</i>		13,760	13,760	13,760	3337400000
REESE SAMIMAH/Patient Care					
<i>Comp. Rate: \$47 per hour</i>		6,340	6,340	6,340	3337400000
ROBINSON SCOTT BRIANA/Patient Care					
<i>Comp. Rate: \$35 per hour</i>		1,330	1,330	1,330	3337400000

# FEES, PROFESSIONAL AND OTHER SERVICES

Mental Health - Mississippi State Hospital (374-00)

Name of Agency					
TYPE OF FEE AND NAME OF VENDOR	Retired w/ PERS	(1) Actual Expenses FY Ending June 30, 2021	(2) Estimated Expenses FY Ending June 30, 2022	(3) Requested Expenses FY Ending June 30, 2023	Fund Source
ROBINSON STEPHANIE/Patient Care					
<i>Comp. Rate: \$37 per hour</i>		3,404	3,404	3,404	3337400000
RUSSELL MARILYN/Patient Care					
<i>Comp. Rate: \$47 per hour</i>		4,794	4,794	4,794	3337400000
SAMITH MIMMIE/Patient Care					
<i>Comp. Rate: \$37 per hour</i>		749	749	749	3337400000
SANDERS ROBBIE/Patient Care					
<i>Comp. Rate: \$21 per hour</i>		3,260	3,260	3,260	3337400000
SELF PASSION/Patient Care					
<i>Comp. Rate: \$12 per hour</i>		210	210	210	3337400000
SELLS BRENDA/Patient Care					
<i>Comp. Rate: \$25 per hour</i>		22,106	22,106	22,106	3337400000
SETTLEMIRE JERRI/Patient Care					
<i>Comp. Rate: \$13 per hour</i>		11,052	11,052	11,052	3337400000
SHUGART LAROZZO/Patient Care					
<i>Comp. Rate: \$12 per hour</i>		2,429	2,429	2,429	3337400000
SMITH DANA/Patient Care					
<i>Comp. Rate: \$30 per hour</i>		9,713	9,713	9,713	3337400000
SMITH GARY/Physician					
<i>Comp. Rate: \$300 per hour</i>		28,200	28,200	28,200	3337400000
SMITH JASMINE/Patient Care					
<i>Comp. Rate: \$47 per hour</i>		4,242	4,242	4,242	3337400000
SMITH PAMELA/Patient Care					
<i>Comp. Rate: \$35 per hour</i>		1,208	1,208	1,208	3337400000
SMITH R/Physician					
<i>Comp. Rate: \$175 per hour</i>	Y	7,481	7,481	7,481	3337400000
SMITH SUZANNE/Patient Care					
<i>Comp. Rate: \$28 per hour</i>		18,648	18,648	18,648	3337400000
SMITH WANDA/Patient Care					
<i>Comp. Rate: \$30 per hour</i>	Y	15,960	15,960	15,960	3337400000
SNELL ANGELIQUE/Patient Care					
<i>Comp. Rate: \$37 per hour</i>		1,813	1,813	1,813	3337400000
SPANN JAMES/Police					
<i>Comp. Rate: \$14 per hour</i>	Y	14,105	14,105	14,105	3337400000
SPEARS COURTNEY/Patient Care					
<i>Comp. Rate: \$25 per hour</i>		23,181	23,181	23,181	3337400000
SPEARS TIFFANEY/Patient Care					
<i>Comp. Rate: \$37 per hour</i>		592	592	592	3337400000
SPRINGER MONJINEH/Patient Care					
<i>Comp. Rate: \$21 per hour</i>		504	504	504	3337400000
STATEN MALCOLM/Patient Care					
<i>Comp. Rate: \$15 per hour</i>		81	81	81	3337400000
STEEL BRITNEY/Patient Care					
<i>Comp. Rate: \$11 per hour</i>		236	236	236	3337400000
STOCKMEYER CORY/Patient Care					
<i>Comp. Rate: \$12 per hour</i>		12,561	12,561	12,561	3337400000

# FEES, PROFESSIONAL AND OTHER SERVICES

Mental Health - Mississippi State Hospital (374-00)

Name of Agency

TYPE OF FEE AND NAME OF VENDOR	Retired w/ PERS	(1) Actual Expenses FY Ending June 30, 2021	(2) Estimated Expenses FY Ending June 30, 2022	(3) Requested Expenses FY Ending June 30, 2023	Fund Source
STONE RONALD/Patient Care Comp. Rate: \$25 per hour		13,756	13,756	13,756	3337400000
STRINGER FELISHA/Patient Care Comp. Rate: \$21 per hour		1,554	1,554	1,554	3337400000
SUMMERS SHENICQUA/Patient Care Comp. Rate: \$21 per hour		3,528	3,528	3,528	3337400000
TALTON DEBORAH/Patient Care Comp. Rate: \$35 per hour		3,535	3,535	3,535	3337400000
TALUKDAR NAZMUL/Physician Comp. Rate: \$250 per hour		69,813	69,813	69,813	3337400000
TAYLOR DEBBIE/Patient Care Comp. Rate: \$21 per hour		389	389	389	3337400000
TAYLOR ROSHANA/Patient Care Comp. Rate: \$21 per hour		1,848	1,848	1,848	3337400000
THOMAS MYCHELL/Patient Care Comp. Rate: \$25 per hour		44,538	44,538	44,538	3337400000
THOMAS TONIA/Patient Care Comp. Rate: \$25 per hour		14,099	14,099	14,099	3337400000
THOMPSON LEROSA/Patient Care Comp. Rate: \$21 per hour		4,045	4,045	4,045	3337400000
THORNHILL SONYA/Medical Records Comp. Rate: \$24 per hour	Y	16,578	16,578	16,578	3337400000
THORNTON CASSANDRA/Patient Care Comp. Rate: \$37 per hour		11,806	11,806	11,806	3337400000
THORNTON JOE/Patient Care Comp. Rate: \$27 per hour	Y	27,204	27,204	27,204	3337400000
TRAVIS AKENDRA/Patient Care Comp. Rate: \$35 per hour		9,962	9,962	9,962	3337400000
TRIPP OLIVER/Patient Care Comp. Rate: \$21 per hour		9,156	9,156	9,156	3337400000
VEASLEY TERESA/Patient Care Comp. Rate: \$47 per hour		13,844	13,844	13,844	3337400000
WADE MATTHEW/Patient Care Comp. Rate: \$21 per hour		9,675	9,675	9,675	3337400000
WALKER KENISHA/Patient Care Comp. Rate: \$12 per hour		1,095	1,095	1,095	3337400000
WALKER LADONNA/Patient Care Comp. Rate: \$13 per hour		15,589	15,589	15,589	3337400000
WALKER TATYANA/Patient Care Comp. Rate: \$21 per hour		168	168	168	3337400000
WARD CARMEN/Patient Care Comp. Rate: \$10 per hour		19,240	19,240	19,240	3337400000
WARNER PATRICIA/Patient Care Comp. Rate: \$37 per hour		6,854	6,854	6,854	3337400000
WARREN SHIRLEY/Patient Care Comp. Rate: \$21 per hour		2,263	2,263	2,263	3337400000

# FEES, PROFESSIONAL AND OTHER SERVICES

Mental Health - Mississippi State Hospital (374-00)

Name of Agency

TYPE OF FEE AND NAME OF VENDOR	Retired w/ PERS	(1) Actual Expenses FY Ending June 30, 2021	(2) Estimated Expenses FY Ending June 30, 2022	(3) Requested Expenses FY Ending June 30, 2023	Fund Source
WATERS TELEAH/Patient Care Comp. Rate: \$37 per hour		3,275	3,275	3,275	3337400000
WATSON LATOYA/Patient Care Comp. Rate: \$21 per hour		1,722	1,722	1,722	3337400000
WATSON MICHAEL/Police Comp. Rate: \$14 per hour	Y	14,021	14,021	14,021	3337400000
WHITAKER ADRIANNAH/Patient Care Comp. Rate: \$35 per hour		9,599	9,599	9,599	3337400000
WHITE CHRISTOPHER/Patient Care Comp. Rate: \$21 per hour		6,956	6,956	6,956	3337400000
WILLIAMS FREDRICK/Patient Care Comp. Rate: \$12 per hour	Y	5,946	5,946	5,946	3337400000
WILLIAMS LATASHA/Patient Care Comp. Rate: \$12 per hour		6,538	6,538	6,538	3337400000
WILLIAMS TIESHA/Patient Care Comp. Rate: \$37 per hour		333	333	333	3337400000
WILLIS ARIEL/Patient Care Comp. Rate: \$15 per hour		11,388	11,388	11,388	3337400000
WILSON ERYKAH/Patient Care Comp. Rate: \$47 per hour		5,910	5,910	5,910	3337400000
WLAKER NYOKA/Patient Care Comp. Rate: \$21 per hour		1,328	1,328	1,328	3337400000
WOO MACK/Physician Comp. Rate: \$300 per hour		29,775	29,775	29,775	3337400000
WRIGHT KAITLYNN/Patient Care Comp. Rate: \$37 per hour		8,251	8,251	8,251	3337400000
YABUT CATHERINE/Patient Care Comp. Rate: \$13 per hour		751	751	751	3337400000
YOSTE GEOFFREY/Patient Care Comp. Rate: \$23 per hour		2,760	2,760	2,760	3337400000
YOUNG KEWANZA/Patient Care Comp. Rate: \$37 per hour		1,443	1,443	1,443	3337400000
<b>Total 61610000 CONTRACT WORKER PAYROLL - EFT</b>		<b>2,970,005</b>	<b>2,970,005</b>	<b>2,970,005</b>	

61625000 CONTRACT WORKER PAYROLL MATCHING  
AMOUNTS - EFT

AINSWORTH CANDICE/Patient Care Comp. Rate: \$23 per hour	449	449	449	3337400000
ALDRIDGE CHELSEA/Patient Care Comp. Rate: \$37 per hour	450	450	450	3337400000
ALLEN JASMYN/Patient Care Comp. Rate: \$47 per hour	789	789	789	3337400000
ALLEN JESSICA/Patient Care Comp. Rate: \$30 per hour	808	808	808	3337400000
ALLEN MORGAN/Patient Care Comp. Rate: \$35 per hour	545	545	545	3337400000

# FEES, PROFESSIONAL AND OTHER SERVICES

Mental Health - Mississippi State Hospital (374-00)

Name of Agency

TYPE OF FEE AND NAME OF VENDOR	Retired w/ PERS	(1) Actual Expenses FY Ending June 30, 2021	(2) Estimated Expenses FY Ending June 30, 2022	(3) Requested Expenses FY Ending June 30, 2023	Fund Source
ANDERSON TEENA/Patient Care Comp. Rate: \$12 per hour		966	966	966	3337400000
APPLEWHITE ANGELA/Patient Care Comp. Rate: \$35 per hour		356	356	356	3337400000
ARMSTRONG HENRY/Patient Care Comp. Rate: \$15 per hour		183	183	183	3337400000
ATKINS TARVIN/Patient Care Comp. Rate: \$12 per hour		282	282	282	3337400000
BAILEY ANITA/Patient Care Comp. Rate: \$37 per hour		1,098	1,098	1,098	3337400000
BAILEY MARILYN/Personnel Comp. Rate: \$26 per hour	Y	944	944	944	3337400000
BANES PENCY/Patient Care Comp. Rate: \$19 per hour		706	706	706	3337400000
BARNES AKEIA/Patient Care Comp. Rate: \$21 per hour		125	125	125	3337400000
BASS AMBERNY/Patient Care Comp. Rate: \$35 per hour		460	460	460	3337400000
BASS CHRISTINE/Patient Care Comp. Rate: \$21 per hour		52	52	52	3337400000
BEEMAN JENNIFER/Patient Care Comp. Rate: \$47 per hour		358	358	358	3337400000
BELL RUTHIE/Patient Care Comp. Rate: \$12 per hour	Y	2,917	2,917	2,917	3337400000
BENSON ANITRA/Patient Care Comp. Rate: \$37 per hour		1,856	1,856	1,856	3337400000
BERRY BRIONA/Patient Care Comp. Rate: \$35 per hour		616	616	616	3337400000
BERRY JANAISHA/Patient Care Comp. Rate: \$47 per hour		484	484	484	3337400000
BLAKELY PRESTON/Patient Care Comp. Rate: \$12 per hour		18	18	18	3337400000
BOLDEN LARISSA/Patient Care Comp. Rate: \$37 per hour		1,009	1,009	1,009	3337400000
BOOSE LAVONNE/Patient Care Comp. Rate: \$47 per hour		1,011	1,011	1,011	3337400000
BOWERS ROBERT/Maintenance Comp. Rate: \$20 per hour		2,307	2,307	2,307	3337400000
BRADFORD AURELIA/Patient Care Comp. Rate: \$32 per hour		2,201	2,201	2,201	3337400000
BRANCH NICOLE/Patient Care Comp. Rate: \$35 per hour		455	455	455	3337400000
BRENT VERA/Patient Care Comp. Rate: \$37 per hour		1,067	1,067	1,067	3337400000
BRIDGES RODGERICK/Patient Care Comp. Rate: \$15 per hour		1,143	1,143	1,143	3337400000

# FEES, PROFESSIONAL AND OTHER SERVICES

Mental Health - Mississippi State Hospital (374-00)

Name of Agency

TYPE OF FEE AND NAME OF VENDOR	Retired w/ PERS	(1) Actual Expenses FY Ending June 30, 2021	(2) Estimated Expenses FY Ending June 30, 2022	(3) Requested Expenses FY Ending June 30, 2023	Fund Source
BRIGGS KYSHA/Patient Care Comp. Rate: \$35 per hour		410	410	410	3337400000
BROKMAN SUMMER/Patient Care Comp. Rate: \$25 per hour		1,270	1,270	1,270	3337400000
BROOKS ASHLEY/Patient Care Comp. Rate: \$12 per hour		720	720	720	3337400000
BROOKS CHELSEA/Patient Care Comp. Rate: \$37 per hour		350	350	350	3337400000
BROOME DENISA/Patient Care Comp. Rate: \$37 per hour		1,495	1,495	1,495	3337400000
BROWN MELISSA/Patient Care Comp. Rate: \$37 per hour		2,371	2,371	2,371	3337400000
BROWN MELVIN/Patient Care Comp. Rate: \$15 per hour	Y	297	297	297	3337400000
BROWN PRECIOUS/Patient Care Comp. Rate: \$13 per hour		1,186	1,186	1,186	3337400000
BROWN SHARANDA/Patient Care Comp. Rate: \$35 per hour		131	131	131	3337400000
BROWN WILLIE/Patient Care Comp. Rate: \$12 per hour		21	21	21	3337400000
BROWN-WILSON PATRICE/Patient Care Comp. Rate: \$37 per hour		2,663	2,663	2,663	3337400000
BRUNELLE REGINA/Patient Care Comp. Rate: \$12 per hour		284	284	284	3337400000
BULLIE RENSSELAER/Patient Care Comp. Rate: \$12 per hour		224	224	224	3337400000
BURCH DENISHA/Patient Care Comp. Rate: \$12 per hour		339	339	339	3337400000
BURKS ANTOINE/Patient Care Comp. Rate: \$11 per hour		18	18	18	3337400000
BYRD MATTHEW/Patient Care Comp. Rate: \$12 per hour		460	460	460	3337400000
CAMERON ERICA/Patient Care Comp. Rate: \$47 per hour		141	141	141	3337400000
CARLTON SCOTT/Physician Comp. Rate: \$75 per hour		3,051	3,051	3,051	3337400000
CLARK LAKEISHA/Patient Care Comp. Rate: \$21 per hour		33	33	33	3337400000
COLEMAN BERTHA/Patient Care Comp. Rate: \$21 per hour		134	134	134	3337400000
COLEMAN CHENEQUIA/Patient Care Comp. Rate: \$35 per hour		372	372	372	3337400000
COMMISKEY STEPHEN/Physician Comp. Rate: \$300 per hour		1,366	1,366	1,366	3337400000
COTHERN PHILLIP/Patient Care Comp. Rate: \$37 per hour	Y	4,020	4,020	4,020	3337400000

# FEES, PROFESSIONAL AND OTHER SERVICES

Mental Health - Mississippi State Hospital (374-00)

Name of Agency					
TYPE OF FEE AND NAME OF VENDOR	Retired w/ PERS	(1) Actual Expenses FY Ending June 30, 2021	(2) Estimated Expenses FY Ending June 30, 2022	(3) Requested Expenses FY Ending June 30, 2023	Fund Source
CRIDDLE ERICKA/Patient Care Comp. Rate: \$35 per hour		274	274	274	3337400000
CROSS TINA/Patient Care Comp. Rate: \$21 per hour		97	97	97	3337400000
CURTIS CHAELA/Patient Care Comp. Rate: \$21 per hour		127	127	127	3337400000
DAKHLALLA SALAAHODDIN/Patient Care Comp. Rate: \$26 per hour		4,122	4,122	4,122	3337400000
DAVIS CYNTHIA/Patient Care Comp. Rate: \$47 per hour		933	933	933	3337400000
DEGRAFFENREID TIEASE/Patient Care Comp. Rate: \$47 per hour		768	768	768	3337400000
DIEZ JENNIFER/Lab Director Comp. Rate: \$35 per hour		3,270	3,270	3,270	3337400000
DRAIN ASHALEY/Patient Care Comp. Rate: \$37 per hour		2,818	2,818	2,818	3337400000
DUNN TALYN/Patient Care Comp. Rate: \$32 per hour		457	457	457	3337400000
DURHAM ADLENE/Patient Care Comp. Rate: \$25 per hour	Y	2,460	2,460	2,460	3337400000
DURR CHEMESE/Patient Care Comp. Rate: \$47 per hour		888	888	888	3337400000
EDWARDS RAVEN/Patient Care Comp. Rate: \$21 per hour		153	153	153	3337400000
EMMANUEL VIVIAN/Patient Care Comp. Rate: \$11 per hour		148	148	148	3337400000
EVANS CYNTHIA/Patient Care Comp. Rate: \$30 per hour	Y	190	190	190	3337400000
EVANS VERONICA/Patient Care Comp. Rate: \$35 per hour		106	106	106	3337400000
FISHENDEN TEAWANNA/Patient Care Comp. Rate: \$35 per hour		562	562	562	3337400000
FISHER LEE/Patient Care Comp. Rate: \$15 per hour		603	603	603	3337400000
FLOYD JOHN/Physician Comp. Rate: \$300 per hour		1,727	1,727	1,727	3337400000
FORD ALESHIA/Patient Care Comp. Rate: \$37 per hour		743	743	743	3337400000
FOREMAN VERSHENDA/Patient Care Comp. Rate: \$25 per hour		369	369	369	3337400000
FURBY DORIS/Patient Care Comp. Rate: \$32 per hour		1,041	1,041	1,041	3337400000
FYKE DEBORAH/Payroll Comp. Rate: \$25 per hour	Y	6,548	6,548	6,548	3337400000
GALLOWAY TAKANGELA/Patient Care Comp. Rate: \$21 per hour		174	174	174	3337400000



# FEES, PROFESSIONAL AND OTHER SERVICES

Mental Health - Mississippi State Hospital (374-00)

Name of Agency

TYPE OF FEE AND NAME OF VENDOR	Retired w/ PERS	(1) Actual Expenses FY Ending June 30, 2021	(2) Estimated Expenses FY Ending June 30, 2022	(3) Requested Expenses FY Ending June 30, 2023	Fund Source
GAYTEN MARSHA/Patient Care					
Comp. Rate: \$37 per hour		2,102	2,102	2,102	3337400000
GEE KENNETH/Police					
Comp. Rate: \$11 per hour		563	563	563	3337400000
GIBSON QUARTIVIA/Patient Care					
Comp. Rate: \$47 per hour		321	321	321	3337400000
GILL NATALIE/Patient Care					
Comp. Rate: \$37 per hour		817	817	817	3337400000
GILLIAM ARDARION/Physician					
Comp. Rate: \$75 per hour		1,708	1,708	1,708	3337400000
GORDON ANDREA/Patient Care					
Comp. Rate: \$15 per hour		968	968	968	3337400000
GRAHAM LACARYA/Patient Care					
Comp. Rate: \$21 per hour		228	228	228	3337400000
GRANDBERRY MARY/Patient Care					
Comp. Rate: \$12 per hour		15	15	15	3337400000
GRAVES ALICIA/Patient Care					
Comp. Rate: \$47 per hour		519	519	519	3337400000
GRAY WANDA/Patient Care					
Comp. Rate: \$37 per hour		679	679	679	3337400000
GREEN DEVANTE/Patient Care					
Comp. Rate: \$10 per hour		314	314	314	3337400000
GREEN MIRAKA/Patient Care					
Comp. Rate: \$21 per hour		290	290	290	3337400000
GREER EULA/Librarian					
Comp. Rate: \$25 per hour	Y	6,513	6,513	6,513	3337400000
GREGG TOBY/Patient Care					
Comp. Rate: \$12 per hour		804	804	804	3337400000
GRIFFITH NANETTE/Patient Care					
Comp. Rate: \$37 per hour		2,298	2,298	2,298	3337400000
GRIFFITH TOBY/Patient Care					
Comp. Rate: \$21 per hour		138	138	138	3337400000
GRINSTEAD LAKEISHA/Patient Care					
Comp. Rate: \$12 per hour		1,014	1,014	1,014	3337400000
GROSS KIZZY/Patient Care					
Comp. Rate: \$47 per hour		457	457	457	3337400000
HALL EBONI/Patient Care					
Comp. Rate: \$10 per hour		137	137	137	3337400000
HARPER CHARITY/Patient Care					
Comp. Rate: \$21 per hour		190	190	190	3337400000
HAVIES KEVIN/Patient Care					
Comp. Rate: \$12 per hour		193	193	193	3337400000
HAYES CLARENCE/Patient Care					
Comp. Rate: \$37 per hour		742	742	742	3337400000
HAYES KIMBERLY/Patient Care					
Comp. Rate: \$37 per hour		864	864	864	3337400000

# FEES, PROFESSIONAL AND OTHER SERVICES

Mental Health - Mississippi State Hospital (374-00)

Name of Agency					
TYPE OF FEE AND NAME OF VENDOR	Retired w/ PERS	(1) Actual Expenses FY Ending June 30, 2021	(2) Estimated Expenses FY Ending June 30, 2022	(3) Requested Expenses FY Ending June 30, 2023	Fund Source
HEATH MILTORIA/Patient Care Comp. Rate: \$12 per hour		76	76	76	3337400000
HENDERSON CHARLES/Police Comp. Rate: \$12 per hour		766	766	766	3337400000
HERRIN VINCENT/Physician Comp. Rate: \$75 per hour		6,838	6,838	6,838	3337400000
HEWITT CHENILLE/Patient Care Comp. Rate: \$25 per hour		2,802	2,802	2,802	3337400000
HILL JASMINE/Patient Care Comp. Rate: \$21 per hour		225	225	225	3337400000
HILL SHANNON/Patient Care Comp. Rate: \$37 per hour		965	965	965	3337400000
HINSON WILLIAM/Patient Care Comp. Rate: \$13 per hour	Y	2,491	2,491	2,491	3337400000
HOLDER BRENDA/Patient Care Comp. Rate: \$25 per hour	Y	516	516	516	3337400000
HOLLOWAY DEQUITA/Patient Care Comp. Rate: \$35 per hour		446	446	446	3337400000
HOWARD TRACY/Patient Care Comp. Rate: \$35 per hour		445	445	445	3337400000
HUDSON ANGELA/Patient Care Comp. Rate: \$37 per hour		3,295	3,295	3,295	3337400000
HUTCHINS COURTNEY/Patient Care Comp. Rate: \$12 per hour		1,149	1,149	1,149	3337400000
HUTCHINS TAMMYE/Patient Care Comp. Rate: \$21 per hour	Y	3,446	3,446	3,446	3337400000
IFEJIAGWA CHINEDU/Physician Comp. Rate: \$75 per hour		3,005	3,005	3,005	3337400000
JACKSON JACQUELYN/Patient Care Comp. Rate: \$37 per hour		1,708	1,708	1,708	3337400000
JACKSON JANICE/Patient Care Comp. Rate: \$37 per hour	Y	6,910	6,910	6,910	3337400000
JAMES EVMANDA/Patient Care Comp. Rate: \$25 per hour		1,050	1,050	1,050	3337400000
JENKINS DEAMBERLEE/Patient Care Comp. Rate: \$12 per hour		1,518	1,518	1,518	3337400000
JENKINS DEBBIE/Patient Care Comp. Rate: \$21 per hour	Y	631	631	631	3337400000
JENKINS KIMBERLY/Patient Care Comp. Rate: \$10 per hour		533	533	533	3337400000
JONES RASHETTA/Patient Care Comp. Rate: \$37 per hour		169	169	169	3337400000
KEENAN KATHERINE/Patient Care Comp. Rate: \$28 per hour		3,161	3,161	3,161	3337400000
KENNEDY JOHN/Physician					

**FEES, PROFESSIONAL AND OTHER SERVICES**

Mental Health - Mississippi State Hospital (374-00)

Name of Agency					
TYPE OF FEE AND NAME OF VENDOR	Retired w/ PERS	(1) Actual Expenses FY Ending June 30, 2021	(2) Estimated Expenses FY Ending June 30, 2022	(3) Requested Expenses FY Ending June 30, 2023	Fund Source
Comp. Rate: \$300 per hour		2,702	2,702	2,702	3337400000
KINDREX ROBERT/Maintenance					
Comp. Rate: \$11 per hour		304	304	304	3337400000
KING SHARRON/Patient Care					
Comp. Rate: \$37 per hour		3,340	3,340	3,340	3337400000
KIRK ASHISLEN/Patient Care					
Comp. Rate: \$25 per hour		840	840	840	3337400000
KUTNER RICHARD/Physician					
Comp. Rate: \$250 per hour		8,840	8,840	8,840	3337400000
LADNER MARK/Physician					
Comp. Rate: \$150 per hour		321	321	321	3337400000
LEACH ROBERT/Maintenance					
Comp. Rate: \$15 per hour		702	702	702	3337400000
LEBLANC STEPHEN/Physician					
Comp. Rate: \$75 per hour		3,717	3,717	3,717	3337400000
LEE ALEXUS/Patient Care					
Comp. Rate: \$21 per hour		175	175	175	3337400000
LEE JASON/Patient Care					
Comp. Rate: \$35 per hour		877	877	877	3337400000
LEE MACKINZIE/Patient Care					
Comp. Rate: \$37 per hour		3,340	3,340	3,340	3337400000
LEE ROSETTA/Patient Care					
Comp. Rate: \$30 per hour		1,727	1,727	1,727	3337400000
LEFLORE ANETRA/Patient Care					
Comp. Rate: \$37 per hour		384	384	384	3337400000
LEWIS LASHUNDA/Patient Care					
Comp. Rate: \$37 per hour		3,350	3,350	3,350	3337400000
LINDSEY SHARON/Patient Care					
Comp. Rate: \$35 per hour		276	276	276	3337400000
LOFTON TYKEVYA/Patient Care					
Comp. Rate: \$21 per hour		165	165	165	3337400000
LUCKEY NORMAN/Police					
Comp. Rate: \$14 per hour	Y	3,473	3,473	3,473	3337400000
LYLE GWENDOLYN/Patient Care					
Comp. Rate: \$37 per hour	Y	5,369	5,369	5,369	3337400000
MARSHALL LADARIUS/Patient Care					
Comp. Rate: \$21 per hour		151	151	151	3337400000
MARTIN JAMES/Patient Care					
Comp. Rate: \$25 per hour		1,210	1,210	1,210	3337400000
MAXWELL MARY/Patient Care					
Comp. Rate: \$12 per hour		1,535	1,535	1,535	3337400000
MAYWEATHER EBONY/Patient Care					
Comp. Rate: \$12 per hour		908	908	908	3337400000
MCBEATH ALEXIS/Patient Care					
Comp. Rate: \$12 per hour		77	77	77	3337400000
MCBRIDE-HALL SHARON/Patient Care					

# FEES, PROFESSIONAL AND OTHER SERVICES

Mental Health - Mississippi State Hospital (374-00)

Name of Agency					
TYPE OF FEE AND NAME OF VENDOR	Retired w/ PERS	(1) Actual Expenses FY Ending June 30, 2021	(2) Estimated Expenses FY Ending June 30, 2022	(3) Requested Expenses FY Ending June 30, 2023	Fund Source
Comp. Rate: \$12 per hour		436	436	436	3337400000
MCDONALD DESMOND/Patient Care					
Comp. Rate: \$11 per hour		212	212	212	3337400000
MCDONALD L'CHARLES/Patient Care					
Comp. Rate: \$15 per hour		1,378	1,378	1,378	3337400000
MCDOWELL RACHEL/Patient Care					
Comp. Rate: \$15 per hour	Y	3,714	3,714	3,714	3337400000
MCKINZIE PORCHA/Patient Care					
Comp. Rate: \$21 per hour		20	20	20	3337400000
MCNEECE TERESA/Personnel					
Comp. Rate: \$15 per hour	Y	3,912	3,912	3,912	3337400000
MICHAEL JANET/Patient Care					
Comp. Rate: \$21 per hour		205	205	205	3337400000
MICKLE MEGGAN/Patient Care					
Comp. Rate: \$21 per hour		229	229	229	3337400000
MICKLE RAVEN/Patient Care					
Comp. Rate: \$21 per hour		178	178	178	3337400000
MICKLE SHELIA/Patient Care					
Comp. Rate: \$47 per hour		706	706	706	3337400000
MITCHELL ANDREW/Patient Care					
Comp. Rate: \$12 per hour		87	87	87	3337400000
MOCK BRANDI/Patient Care					
Comp. Rate: \$37 per hour		695	695	695	3337400000
MOORE JOY/Patient Care					
Comp. Rate: \$21 per hour		84	84	84	3337400000
MOORE KIMBERLY/Patient Care					
Comp. Rate: \$28 per hour	Y	607	607	607	3337400000
MOORE MONIQUE/Patient Care					
Comp. Rate: \$37 per hour		320	320	320	3337400000
MORRIS MELBA/Billing and Coding					
Comp. Rate: \$85 per hour		5,974	5,974	5,974	3337400000
MUSGROVE MILES/Patient Care					
Comp. Rate: \$21 per hour		691	691	691	3337400000
MUSSELWHITE VICTORIA/Patient Care					
Comp. Rate: \$12 per hour		236	236	236	3337400000
MYERS MARCUS/Patient Care					
Comp. Rate: \$12 per hour		676	676	676	3337400000
MYLES LAKEEIA/Patient Care					
Comp. Rate: \$47 per hour		1,158	1,158	1,158	3337400000
NEWELL RAYMOND/Police					
Comp. Rate: \$14 per hour		1,282	1,282	1,282	3337400000
NICHOLS JERICA/Patient Care					
Comp. Rate: \$37 per hour		162	162	162	3337400000
NICKS JEROME/Patient Care					
Comp. Rate: \$12 per hour	Y	789	789	789	3337400000
PAGE SHERMAIN/Patient Care					

# FEES, PROFESSIONAL AND OTHER SERVICES

Mental Health - Mississippi State Hospital (374-00)

Name of Agency					
TYPE OF FEE AND NAME OF VENDOR	Retired w/ PERS	(1) Actual Expenses FY Ending June 30, 2021	(2) Estimated Expenses FY Ending June 30, 2022	(3) Requested Expenses FY Ending June 30, 2023	Fund Source
Comp. Rate: \$10 per hour PARKER LAKYSHA/Patient Care		39	39	39	3337400000
Comp. Rate: \$37 per hour PATE JONAE/Patient Care		75	75	75	3337400000
Comp. Rate: \$12 per hour PATRICK LATASHIA/Patient Care		451	451	451	3337400000
Comp. Rate: \$37 per hour PEPPER-BURRELL YOLANDA/Patient Care		167	167	167	3337400000
Comp. Rate: \$47 per hour PERKINS FRANK/Patient Care	Y	350	350	350	3337400000
Comp. Rate: \$33 per hour PHILSON KENDRICK/Patient Care		5,209	5,209	5,209	3337400000
Comp. Rate: \$13 per hour PICKELL RENEE/Patient Care		520	520	520	3337400000
Comp. Rate: \$35 per hour QUALLS KEMYATTA/Patient Care		437	437	437	3337400000
Comp. Rate: \$37 per hour RAMSAY CATHY/Patient Care		814	814	814	3337400000
Comp. Rate: \$50 per hour RATCLIFFE LATRICIA/Patient Care		293	293	293	3337400000
Comp. Rate: \$30 per hour REED DEMETRIA/Patient Care		425	425	425	3337400000
Comp. Rate: \$37 per hour REED METICHICO/Patient Care		297	297	297	3337400000
Comp. Rate: \$47 per hour REESE SAMIMAH/Patient Care		1,053	1,053	1,053	3337400000
Comp. Rate: \$47 per hour ROBINSON SCOTT BRIANA/Patient Care		485	485	485	3337400000
Comp. Rate: \$35 per hour ROBINSON STEPHANIE/Patient Care		102	102	102	3337400000
Comp. Rate: \$37 per hour RUSSELL MARILYN/Patient Care		260	260	260	3337400000
Comp. Rate: \$47 per hour SAMITH MIMMIE/Patient Care		367	367	367	3337400000
Comp. Rate: \$37 per hour SANDERS ROBBIE/Patient Care		57	57	57	3337400000
Comp. Rate: \$21 per hour SELF PASSION/Patient Care		249	249	249	3337400000
Comp. Rate: \$12 per hour SELLS BRENDA/Patient Care		16	16	16	3337400000
Comp. Rate: \$25 per hour SETTLEMIRE JERRI/Patient Care		1,691	1,691	1,691	3337400000
Comp. Rate: \$13 per hour SHUGART LAROZZO/Patient Care		845	845	845	3337400000
Comp. Rate: \$12 per hour SMITH DANA/Patient Care		186	186	186	3337400000

# FEES, PROFESSIONAL AND OTHER SERVICES

Mental Health - Mississippi State Hospital (374-00)

Name of Agency					
TYPE OF FEE AND NAME OF VENDOR	Retired w/ PERS	(1) Actual Expenses FY Ending June 30, 2021	(2) Estimated Expenses FY Ending June 30, 2022	(3) Requested Expenses FY Ending June 30, 2023	Fund Source
Comp. Rate: \$30 per hour		743	743	743	3337400000
SMITH GARY/Physician					
Comp. Rate: \$300 per hour		2,157	2,157	2,157	3337400000
SMITH JASMINE/Patient Care					
Comp. Rate: \$47 per hour		325	325	325	3337400000
SMITH PAMELA/Patient Care					
Comp. Rate: \$35 per hour		92	92	92	3337400000
SMITH R/Physician					
Comp. Rate: \$175 per hour	Y	253	253	253	3337400000
SMITH SUZANNE/Patient Care					
Comp. Rate: \$28 per hour		1,427	1,427	1,427	3337400000
SMITH WANDA/Patient Care					
Comp. Rate: \$30 per hour	Y	3,998	3,998	3,998	3337400000
SNELL ANGELIQUE/Patient Care					
Comp. Rate: \$37 per hour		139	139	139	3337400000
SPANN JAMES/Police					
Comp. Rate: \$14 per hour	Y	3,533	3,533	3,533	3337400000
SPEARS COURTNEY/Patient Care					
Comp. Rate: \$25 per hour		1,773	1,773	1,773	3337400000
SPEARS TIFFANEY/Patient Care					
Comp. Rate: \$37 per hour		45	45	45	3337400000
SPRINGER MONJINEH/Patient Care					
Comp. Rate: \$21 per hour		39	39	39	3337400000
STATEN MALCOLM/Patient Care					
Comp. Rate: \$15 per hour		6	6	6	3337400000
STEEL BRITNEY/Patient Care					
Comp. Rate: \$11 per hour		18	18	18	3337400000
STOCKMEYER CORY/Patient Care					
Comp. Rate: \$12 per hour		961	961	961	3337400000
STONE RONALD/Patient Care					
Comp. Rate: \$25 per hour		1,052	1,052	1,052	3337400000
STRINGER FELISHA/Patient Care					
Comp. Rate: \$21 per hour		119	119	119	3337400000
SUMMERS SHENICQUA/Patient Care					
Comp. Rate: \$21 per hour		270	270	270	3337400000
TALTON DEBORAH/Patient Care					
Comp. Rate: \$35 per hour		270	270	270	3337400000
TALUKDAR NAZMUL/Physician					
Comp. Rate: \$250 per hour		5,341	5,341	5,341	3337400000
TAYLOR DEBBIE/Patient Care					
Comp. Rate: \$21 per hour		30	30	30	3337400000
TAYLOR ROSHANA/Patient Care					
Comp. Rate: \$21 per hour		141	141	141	3337400000
THOMAS MYCHELL/Patient Care					
Comp. Rate: \$25 per hour		3,407	3,407	3,407	3337400000
THOMAS TONIA/Patient Care					

**FEES, PROFESSIONAL AND OTHER SERVICES**

Mental Health - Mississippi State Hospital (374-00)

Name of Agency					
TYPE OF FEE AND NAME OF VENDOR	Retired w/ PERS	(1) Actual Expenses FY Ending June 30, 2021	(2) Estimated Expenses FY Ending June 30, 2022	(3) Requested Expenses FY Ending June 30, 2023	Fund Source
Comp. Rate: \$25 per hour THOMPSON LEROSA/Patient Care		1,079	1,079	1,079	3337400000
Comp. Rate: \$21 per hour THORNHILL SONYA/Medical Records		309	309	309	3337400000
Comp. Rate: \$24 per hour THORNTON CASSANDRA/Patient Care	Y	4,153	4,153	4,153	3337400000
Comp. Rate: \$37 per hour THORNTON JOE/Patient Care		903	903	903	3337400000
Comp. Rate: \$27 per hour TRAVIS AKENDRA/Patient Care	Y	6,815	6,815	6,815	3337400000
Comp. Rate: \$35 per hour TRIPP OLIVER/Patient Care		762	762	762	3337400000
Comp. Rate: \$21 per hour VEASLEY TERESA/Patient Care		700	700	700	3337400000
Comp. Rate: \$47 per hour WADE MATTHEW/Patient Care		1,059	1,059	1,059	3337400000
Comp. Rate: \$21 per hour WALKER KENISHA/Patient Care		740	740	740	3337400000
Comp. Rate: \$12 per hour WALKER LADONNA/Patient Care		84	84	84	3337400000
Comp. Rate: \$13 per hour WALKER TATYANA/Patient Care		1,193	1,193	1,193	3337400000
Comp. Rate: \$21 per hour WARD CARMEN/Patient Care		13	13	13	3337400000
Comp. Rate: \$10 per hour WARNER PATRICIA/Patient Care		1,472	1,472	1,472	3337400000
Comp. Rate: \$37 per hour WARREN SHIRLEY/Patient Care		524	524	524	3337400000
Comp. Rate: \$21 per hour WATERS TELEAH/Patient Care		173	173	173	3337400000
Comp. Rate: \$37 per hour WATSON LATOYA/Patient Care		250	250	250	3337400000
Comp. Rate: \$21 per hour WATSON MICHAEL/Police		132	132	132	3337400000
Comp. Rate: \$14 per hour WHITAKER ADRIANNAH/Patient Care	Y	3,512	3,512	3,512	3337400000
Comp. Rate: \$35 per hour WHITE CHRISTOPHER/Patient Care		734	734	734	3337400000
Comp. Rate: \$21 per hour WILLIAMS FREDRICK/Patient Care		532	532	532	3337400000
Comp. Rate: \$12 per hour WILLIAMS LATASHA/Patient Care	Y	1,489	1,489	1,489	3337400000
Comp. Rate: \$12 per hour WILLIAMS TIESHA/Patient Care		500	500	500	3337400000
Comp. Rate: \$37 per hour WILLIS ARIEL/Patient Care		25	25	25	3337400000

# FEES, PROFESSIONAL AND OTHER SERVICES

Mental Health - Mississippi State Hospital (374-00)

Name of Agency					
TYPE OF FEE AND NAME OF VENDOR	Retired w/ PERS	(1) Actual Expenses FY Ending June 30, 2021	(2) Estimated Expenses FY Ending June 30, 2022	(3) Requested Expenses FY Ending June 30, 2023	Fund Source
Comp. Rate: \$15 per hour		871	871	871	3337400000
WILSON ERYKAH/Patient Care					
Comp. Rate: \$47 per hour		452	452	452	3337400000
WLAKER NYOKA/Patient Care					
Comp. Rate: \$21 per hour		102	102	102	3337400000
WOO MACK/Physician					
Comp. Rate: \$300 per hour		2,278	2,278	2,278	3337400000
WRIGHT KAITLYNN/Patient Care					
Comp. Rate: \$37 per hour		631	631	631	3337400000
YABUT CATHERINE/Patient Care					
Comp. Rate: \$13 per hour		57	57	57	3337400000
YOSTE GEOFFREY/Patient Care					
Comp. Rate: \$23 per hour		211	211	211	3337400000
YOUNG KEWANZA/Patient Care					
Comp. Rate: \$37 per hour		110	110	110	3337400000
<b>Total 61625000 CONTRACT WORKER PAYROLL MATCHING AMOUNTS - EFT</b>		<b>277,534</b>	<b>277,534</b>	<b>277,534</b>	
61652000 CONSTRUCTION CONTRACTOR SERVICES					
Blossman Gas Inc - Florence/Compliance Fee					
Comp. Rate: \$39 per year		39	39	39	3337400000
<b>Total 61652000 CONSTRUCTION CONTRACTOR SERVICES</b>		<b>39</b>	<b>39</b>	<b>39</b>	
61660000 ACCOUNTING AND FINANCIAL SERVICES					
Horne LLP Dept #40263/Cost Report Preparation					
Comp. Rate: \$5383 per month		64,600	70,000	70,000	3337400000
V Wilson Consulting LLC/GAAP Report Preparation					
Comp. Rate: \$130 per hour	Y	3,150	3,150	3,150	3337400000
<b>Total 61660000 ACCOUNTING AND FINANCIAL SERVICES</b>		<b>67,750</b>	<b>73,150</b>	<b>73,150</b>	
61665000 INVESTMENT MANAGERS AND ACTUARY SERVICES					
Arthur J Gallagher Risk Management Services Inc/Patient Trust					
Comp. Rate: \$4940 per year		4,940	4,940	4,940	3337400000
Old Republic Surety Co Inc/Campus Police Office Bond					
Comp. Rate: \$75 per year		75	75	75	3337400000
Southern Insurance Group/Campus Police Office Bond					
Comp. Rate: \$2600 per year		2,600	2,600	2,600	3337400000
Southern Insurance Group/Post Office Bond					
Comp. Rate: \$106 per year		106	106	106	3337400000
<b>Total 61665000 INVESTMENT MANAGERS AND ACTUARY SERVICES</b>		<b>7,721</b>	<b>7,721</b>	<b>7,721</b>	
61680000 MEDICAL SERVICES					
20/20 VISION CARE INC/Patient Medical Care					
Comp. Rate: \$89 per year		89	89	89	3337400000
ABMS SOLUTIONS LLC/Credentialing Verification for Medical					



# FEES, PROFESSIONAL AND OTHER SERVICES

Mental Health - Mississippi State Hospital (374-00)

Name of Agency

TYPE OF FEE AND NAME OF VENDOR	Retired w/ PERS	(1) Actual Expenses FY Ending June 30, 2021	(2) Estimated Expenses FY Ending June 30, 2022	(3) Requested Expenses FY Ending June 30, 2023	Fund Source
Comp. Rate: \$825 per year		825	825	825	3337400000
ADVANCED FOOT CLINIC PLLC FARZAD FARYABI					
Comp. Rate: \$319 per year		319	319	319	3337400000
AMERICAN PROFICIENCY INSTITUTE DEPT 9526/Renewal of					
Comp. Rate: \$5270 per year		5,270	5,270	5,270	3337400000
ANESTHESIA CONSULTANTS PA/Patient Medical Care					
Comp. Rate: \$1320 per year		1,320	1,320	1,320	3337400000
BOND PHARMACY INC DBA ADVANCE INFUSION					
Comp. Rate: \$491 per year		491	491	491	3337400000
BOND PHARMACY INC DBA ADVANCE INFUSION/Patient					
Comp. Rate: \$1762 per year		1,762	1,762	1,762	3337400000
BRANDON HMA INC MERIT HEALTH RANKIN/Patient					
Comp. Rate: \$10835 per year		10,835	10,835	10,835	3337400000
CROSSGATES HMA MEDICAL GRP LLC/Patient Medical Care					
Comp. Rate: \$100 per year		100	100	100	3337400000
CROSSGATES MEDICAL GROUP LLC/Patient Medical Care					
Comp. Rate: \$2874 per year		2,874	2,874	2,874	3337400000
CROWELL WEYMOTH T MD/Pathology Consultation					
Comp. Rate: \$4500 per year		4,500	4,500	4,500	3337400000
DIMITRIADES MANAGEMENT/Physician Consultant for WMSH					
Comp. Rate: \$2108 per month		25,300	25,300	25,300	3337400000
DIMITRIADES MANAGEMENT/Physician Consultant for WMSH					
Comp. Rate: \$2300 per year		2,300	2,300	2,300	6239900000
DR BRYAN VYVERBERG MD PLLC/Child Psychiatrist					
Comp. Rate: \$4050 per year		4,050	4,050	4,050	3337400000
DR BRYAN VYVERBERG MD PLLC/Child Psychiatrist					
Comp. Rate: \$1986 per year		1,986	1,986	1,986	6239900000
HARRY DOWDY PA DR HARRY DOWDY/Physician Consultant					
Comp. Rate: \$3021 per month		31,757	31,757	31,757	3337400000
HEART HYPERTENSION CHOLESTEROL & DI PRIMARY					
Comp. Rate: \$1760 per month		21,125	21,125	21,125	5820337400
HUBCARE PATHOLOGY PA/Patient Medical Care					
Comp. Rate: \$681 per year		681	681	681	3337400000
INFINITI HEALTHCARE SERVICES/Agency Nursing Services					
Comp. Rate: \$44626 per month		535,517	600,000	600,000	3337400000
INFINITI HEALTHCARE SERVICES/Agency Nursing Services -					
Comp. Rate: \$34,041 per month		408,490	408,490	408,490	5820337400
JACKSON HMA LLC DBA MERIT HEALTH CENTRAL/Patient					
Comp. Rate: \$2617 per year		2,617	2,617	2,617	3337400000
JACKSON RADIOLOGY ASSOC PA/Patient Medical Care					
Comp. Rate: \$42 per year		42	42	42	3337400000
KONICA MINOLTA MEDICAL IMAGING USA INC/Patient					
Comp. Rate: \$9675 per year		9,675	9,675	9,675	3337400000
LAKELAND RADIOLOGISTS PA/Patient Medical Care					
Comp. Rate: \$61 per year		61	61	61	3337400000
LAKELAND SURGICAL CLINIC/Patient Medical Care					

# FEES, PROFESSIONAL AND OTHER SERVICES

Mental Health - Mississippi State Hospital (374-00)

Name of Agency					
TYPE OF FEE AND NAME OF VENDOR	Retired w/ PERS	(1) Actual Expenses FY Ending June 30, 2021	(2) Estimated Expenses FY Ending June 30, 2022	(3) Requested Expenses FY Ending June 30, 2023	Fund Source
Comp. Rate: \$731 per year		731	731	731	3337400000
LANDAUER INC/Radiation Dosimetry Service					
Comp. Rate: \$2001 per year		2,001	2,001	2,001	3337400000
LONG BEACH PRECISION VISION LLC PRECISION					
Comp. Rate: \$80 per year		80	80	80	3337400000
LOTT WILLIAM CRISS PHD/Forensic Phychological Services					
Comp. Rate: \$8150 per month		97,800	97,800	97,800	3337400000
MEDICAL ASSOCIATES OF VICKSBURG, PL/Patient Medical					
Comp. Rate: \$1025 per year		1,025	1,025	1,025	3337400000
MEMORIAL HOSPITAL AT GULFPORT/Patient Medical Care					
Comp. Rate: \$3419 per year		3,419	3,419	3,419	3337400000
MEMPHIS PATHOLOGY LABORATORY AMERICAN					
Comp. Rate: \$23,221 per month		278,649	278,649	278,649	5820337400
MEMPHIS PATHOLOGY LABORATORY AMERICAN					
Comp. Rate: \$7051 per month		84,608	96,752	96,752	3337400000
METHODIST REHAB CENTER CL/Patient Medical Care					
Comp. Rate: \$830 per year		830	830	830	3337400000
MID SOUTH REHAB OUTPAT CLINIC/Agency PT and OT					
Comp. Rate: \$1846 per month		22,151	22,151	22,151	3337400000
MISSISSIPPI BAPTIST HEALTH SYS/Reference Laboratory					
Comp. Rate: \$959 per month		11,509	11,509	11,509	3337400000
MS HMA HOSPITALIST LLC/Patient Medical Care					
Comp. Rate: \$40 per year		40	40	40	3337400000
MS HMA HOSPITALISTS LLC/Patient Medical Care					
Comp. Rate: \$1324 per year		1,324	1,324	1,324	3337400000
OPEN MRI JACKSON RADIOLOGY PLLC/Patient Medical Care					
Comp. Rate: \$4400 per year		4,400	4,400	4,400	3337400000
PAFFORD EMERGENCY MEDICAL SERVICES INC/Patient					
Comp. Rate: \$2757 per year		2,757	2,757	2,757	3337400000
PRECISION HEALTHCARE STAFFING/Agency Nursing Services					
Comp. Rate: \$1622 per month		19,458	31,873	31,873	3337400000
PRECISION HEALTHCARE STAFFING/Agency Nursing Services					
Comp. Rate: \$560 per year		560	560	560	5820337400
PRECISION ULTRASOUND IMAGING/Ultrasound Services					
Comp. Rate: \$1880 per month		22,556	22,556	22,556	3337400000
RADIATION ONCOLOGY OF MS PA/Patient Medical Care					
Comp. Rate: \$135 per year		135	135	135	3337400000
RAJESH PATEL MD PLLC CENTRAL PULMONARY					
Comp. Rate: \$68 per year		68	68	68	3337400000
RALPH WAYNE SMITH MD/Ulitlization Review Physician					
Comp. Rate: \$8936 per month		107,231	107,231	107,231	3337400000
RIVER OAKS HMA PHYSICIANS MANAGEMENT LLC/Patient					
Comp. Rate: \$2852 per year		2,852	2,852	2,852	3337400000
RIVER OAKS HOSPITAL LLC RIVER OAKS HOSPITAL/Patient					
Comp. Rate: \$3036 per month		36,428	36,428	36,428	3337400000
RIVER OAKS MANAGEMENT CO LLC/Patient Medical Care					

# FEES, PROFESSIONAL AND OTHER SERVICES

Mental Health - Mississippi State Hospital (374-00)

Name of Agency					
TYPE OF FEE AND NAME OF VENDOR	Retired w/ PERS	(1) Actual Expenses FY Ending June 30, 2021	(2) Estimated Expenses FY Ending June 30, 2022	(3) Requested Expenses FY Ending June 30, 2023	Fund Source
Comp. Rate: \$402 per year SMB RADIOLOGY PA/Patient Medical Care		402	402	402	3337400000
Comp. Rate: \$43 per year SMITH BRIAN UNITED BIOMEDICAL/Patient Medical Care		43	43	43	3337400000
Comp. Rate: \$400 per year SOUTHERN HEALTHCARE AGENCY INC/Agency Nursing		400	400	400	3337400000
Comp. Rate: \$2415 per month SOUTHERN HEALTHCARE AGENCY INC/Agency Nursing		28,981	41,724	41,724	3337400000
Comp. Rate: \$689 per month ST DOMINIC MEDICAL ASSOCS LLC/Patient Medical Care		8,270	8,270	8,270	5820337400
Comp. Rate: \$278 per year STATE OF MS-UMMC UNIV PHYSICIANS/Patient Medical Care		278	278	278	3337400000
Comp. Rate: \$3230 per month STERICYCLE INC/Medical Waste Disposal		38,765	38,765	38,765	3337400000
Comp. Rate: \$1539 per month STEVEN SCHEPENS MEDICAL LLC/Physician Consultant for		18,468	18,468	18,468	3337400000
Comp. Rate: \$2108 per month STEVEN SCHEPENS MEDICAL LLC/Physician Consultant for		25,300	25,300	25,300	3337400000
Comp. Rate: \$2300 per year STORER ROBERT M DBA PSYCHOLOGICAL		2,300	2,300	2,300	6239900000
Comp. Rate: \$7771 per month TAMBURINO LAWRENCE DPM CENTRAL MS FOOT		93,250	93,250	93,250	3337400000
Comp. Rate: \$115 per year TD MEDICAL SOLUTIONS LLC/Patient Medical Care		115	115	115	3337400000
Comp. Rate: \$104 per year TECH MED SUPPLY INC/Patient Medical Care		104	104	104	3337400000
Comp. Rate: \$510 per year TOTAL HEALTHCARE SOLUTIONS LLC/Patient Medical Care		510	510	510	3337400000
Comp. Rate: \$761 per year TRUSTCARE HEALTH LLC/Health Related Services		761	761	761	3337400000
Comp. Rate: \$3775 per month UMB BANK NA CARD SERVICES/Certifications		45,300	60,700	60,700	3337400000
Comp. Rate: \$32 per year UMC-UNIVERSITY PHYSICIANS/Patient Medical Care		32	32	32	3337400000
Comp. Rate: \$3407 per year UNIV OF MS MEDICAL CENTER UNIVERSITY		3,408	3,408	3,408	3337400000
Comp. Rate: \$1140 per year UNIV OF MS WELLNESS CENTER/EKG Consultations		1,140	1,140	1,140	3337400000
Comp. Rate: \$880 per year UNIVERSITY DENTISTS PLLC/Patient Medical Care		880	880	880	3337400000
Comp. Rate: \$3709 per year		3,709	3,709	3,709	3337400000
<b>Total 61680000 MEDICAL SERVICES</b>		<b>2,045,014</b>	<b>2,162,199</b>	<b>2,162,199</b>	

61690000 FEES AND SERVICES - PROFESSIONAL FEES  
CHARGED

ACCESS CONTROL GROUP INC/Installation, Programming &

# FEES, PROFESSIONAL AND OTHER SERVICES

Mental Health - Mississippi State Hospital (374-00)

Name of Agency					
TYPE OF FEE AND NAME OF VENDOR	Retired w/ PERS	(1) Actual Expenses FY Ending June 30, 2021	(2) Estimated Expenses FY Ending June 30, 2022	(3) Requested Expenses FY Ending June 30, 2023	Fund Source
Comp. Rate: \$1001 per year ACCREDITATION COUNCIL FOR GRADUATE MEDICAL		12,010	12,010	12,010	3337400000
Comp. Rate: \$6800 per year ADS SYSTEMS LLC/Fire Extinguisher Assessment		6,800	6,800	6,800	3337400000
Comp. Rate: \$360 per year AMAZON WEB SERVICES, INC. AMAZON WEB		360	360	360	3337400000
Comp. Rate: \$4859 per year B & E COMMUNICATIONS INC/Mileage		4,859	4,859	4,859	3337400000
Comp. Rate: \$138 per year CARRIE JOYCE PAYNE-MORRIS/Speech Therapist		138	138	138	3337400000
Comp. Rate: \$2595 per month CARRIE JOYCE PAYNE-MORRIS/Speech Therapist		31,144	31,144	31,144	3337400000
Comp. Rate: \$5550 per year CHEM AQUA INC/Water Treatment Program		5,550	5,550	5,550	6239900000
Comp. Rate: \$2332 per month CLIA LABRATORY PROGRAM/Laboratory Certificate Fee		27,984	27,984	27,984	3337400000
Comp. Rate: \$2590 per year CME/Employee Drug Screens		2,590	2,590	2,590	3337400000
Comp. Rate: \$3725 per year COMCAST/Cable Services		3,725	3,725	3,725	3337400000
Comp. Rate: \$2594 per month CONTROL SYSTEMS INC/Service of Water Well		31,133	31,133	31,133	3337400000
Comp. Rate: \$962 per month DAVID JONATHAN CLAYTON DBA CLAYTON POLYGRAPH		11,542	11,542	11,542	3337400000
Comp. Rate: \$800 per year DIANNA GALE YOUNG/Polygraphs		800	800	800	3337400000
Comp. Rate: \$2700 per year DIRECTV INC/Cable Services	Y	2,700	2,700	2,700	3337400000
Comp. Rate: \$1575 per year DORON DEVELOPMENT CORP INC/Construct walls for storage		1,575	1,575	1,575	3337400000
Comp. Rate: \$1852 per month ECOLAB PEST ELIMINATION/Pest Control		22,225	22,225	22,225	3337400000
Comp. Rate: \$3813 per year ELIOR, INC CURA HOSPITALITY, LLC/Patient Meals		3,813	3,813	3,813	3337400000
Comp. Rate: \$201670 per month ELLEANER C HARRIS LCSW LLC/Professional Counseling		2,420,034	2,750,000	2,750,000	3337400000
Comp. Rate: \$3430 per year ERIN QUAVE/Dietician		3,430	3,430	3,430	3337400000
Comp. Rate: \$4233 per year FIRE DOOR SOLUTIONS LLC/Fire Door Inspection		4,233	4,233	4,233	3337400000
Comp. Rate: \$2072 per month FIRE EQUIPMENT & SERVICE LLC/Pump Recertification		24,869	24,869	24,869	3337400000
Comp. Rate: \$450 per year FLOORS PLUS INC/Installation of Flooring & Rubber Baseboard		450	450	450	3337400000
Comp. Rate: \$1634 per month G AND L SERVICING, LLC./Cleaning Cooling Towers and		19,610	19,610	19,610	3337400000

## FEES, PROFESSIONAL AND OTHER SERVICES

Mental Health - Mississippi State Hospital (374-00)

Name of Agency					
TYPE OF FEE AND NAME OF VENDOR	Retired w/ PERS	(1) Actual Expenses FY Ending June 30, 2021	(2) Estimated Expenses FY Ending June 30, 2022	(3) Requested Expenses FY Ending June 30, 2023	Fund Source
Comp. Rate: \$3615 per year HALL'S WRECKER SERVICE INC/Tow Services		3,615	3,615	3,615	3337400000
Comp. Rate: \$1785 per year HARRISON CTY CHANCERY CLERK/		1,785	1,785	1,785	3337400000
Comp. Rate: \$413 per year HARRISON CTY UTILITIY AUTHORITY/Grease Trap Permit		413	413	413	3337400000
Comp. Rate: \$120 per year HOTEL & RESTAURANT SUPPLY INC/Installation		120	120	120	3337400000
Comp. Rate: \$500 per year INTERSTATE BATTERIES/Rebuild or Repair Customer PAK		500	500	500	3337400000
Comp. Rate: \$100 per year IPRO INC NOVARAD SOUTH/IT License Subscription Fee		100	100	100	3337400000
Comp. Rate: \$1375 per month IRON MOUNTAIN INC IRON MTN INFORMATION MGMT		16,500	16,500	16,500	3337400000
Comp. Rate: \$520 per year JACKSON LIFESIGNS INC P O BOX 501/Interpreting Services		520	520	520	3337400000
Comp. Rate: \$350 per year JACKSON NEWELL PAPER/Jackson Cutting Charge		350	350	350	3337400000
Comp. Rate: \$10 per year JOHNSON CONTROLS/Performance measurement and verification		10	10	10	3337400000
Comp. Rate: \$5128 per month JOINT COMMISSION RESOURCES/Survey Readiness Program		61,541	61,541	61,541	3337400000
Comp. Rate: \$1779 per month JOURNAL ENTRIES/Journal Entries		21,350	21,350	21,350	3337400000
Comp. Rate: \$1087 per year MARK ANDY PRINT PRODUCTS/Cutter & Drill Maintenance		1,087	1,087	1,087	3337400000
Comp. Rate: \$3569 per year MED SCREENS/Employee Drug Screens		3,569	3,569	3,569	3337400000
Comp. Rate: \$857 per month MERCEDES TRANSCRIPTION INC/Transcription Services		10,289	10,289	10,289	3337400000
Comp. Rate: \$4158 per month MID SOUTH UNIFORM & SUPPLY INC/Embroidery		49,894	57,752	57,752	3337400000
Comp. Rate: \$501 per year MISSISSIPPI 811 INC/MS 811 Locate Utilities		948	948	948	3337400000
Comp. Rate: \$274 per year MOBILE MINI SOLUTIONS/Late Fees		274	274	274	3337400000
Comp. Rate: \$142 per year MOBILE MINI SOLUTIONS/Misc Services		142	142	142	3337400000
Comp. Rate: \$135 per year MS RURAL WATER ASSOCIATION INC/Consumer Confidence		135	135	135	5820337400
Comp. Rate: \$115 per year OFFICE DEPOT/Surcharge		115	115	115	3337400000
Comp. Rate: \$198 per year P D OPERATOR CONSULTANT/Installation		198	198	198	3337400000
Comp. Rate: \$3635 per year QUADAX, INC./Monthly Claims Service Fee		3,635	3,635	3,635	3337400000

# FEES, PROFESSIONAL AND OTHER SERVICES

Mental Health - Mississippi State Hospital (374-00)

Name of Agency

TYPE OF FEE AND NAME OF VENDOR	Retired w/ PERS	(1) Actual Expenses FY Ending June 30, 2021	(2) Estimated Expenses FY Ending June 30, 2022	(3) Requested Expenses FY Ending June 30, 2023	Fund Source
Comp. Rate: \$2509 per month REPUBLIC SERVICES INC DBA REPUBLIC SERVICES OF		30,111	61,209	61,209	3337400000
Comp. Rate: \$2361 per month RYDER TRANSPORTATION SERVICES/Mileage		28,337	28,337	28,337	3337400000
Comp. Rate: \$3016 per year SMITH BRIAN UNITED BIOMEDICAL/Biomedical Services		3,016	3,016	3,016	3337400000
Comp. Rate: \$760 per year SOUTHERN CHLORINATOR/Fuel Surcharge		760	760	760	3337400000
Comp. Rate: \$20 per year SOUTHERN FIRE SPRINKLER INC/Inspection of Fire Sprinkler		20	20	20	3337400000
Comp. Rate: \$4460 per year STERICYCLE INC/Medical Waste Disposal		4,460	4,460	4,460	3337400000
Comp. Rate: \$5642 per year SYSTRONIC TIME SYSTEMS/Labor, Travel and Mileage		5,642	5,642	5,642	3337400000
Comp. Rate: \$1345 per month T L WALLACE CONST CO INC/Leak and Cathodic		16,137	16,137	16,137	3337400000
Comp. Rate: \$1824 per year TAPPER SECURITY INC/Security		1,824	1,824	1,824	3337400000
Comp. Rate: \$360 per year TEMCO/Freight		360	360	360	3337400000
Comp. Rate: \$35 per year THE AMERICAN COLLEGE OF PSYCHIATRIST/PRITE 2020,		35	35	35	3337400000
Comp. Rate: \$560 per year THE JOINT COMMISSION/Annual Fee - Accreditation		560	560	560	3337400000
Comp. Rate: \$3835 per year UMB BANK NA CARD SERVICES/Certifications		3,835	3,835	3,835	3337400000
Comp. Rate: \$3089 per year UPCHURCH SERVICES LLC/Plumbing for B25		3,089	3,089	3,089	3337400000
Comp. Rate: \$3783 per month UTILITY ANALYSTS INC/Utility Rate Consultant		45,400	45,400	45,400	3337400000
Comp. Rate: \$1375 per month VITAL RECORDS CONTROL/Storage and Retrieval of Records		16,500	16,500	16,500	3337400000
Comp. Rate: \$1942 per year VITAL RECORDS HOLDINGS LLC VRC CO LLC DBA VITAL		1,942	1,942	1,942	3337400000
Comp. Rate: \$1219 per month WHITLEY RUTH/Professional Service		14,633	14,633	14,633	3337400000
Comp. Rate: \$2240 per year WORLD WIDE DICTATION SERVICES OF NEW YORK		2,240	2,240	2,240	3337400000
Comp. Rate: \$957 per year		957	957	957	3337400000
<b>Total 61690000 FEES AND SERVICES - PROFESSIONAL FEES CHARGED</b>		<b>2,998,522</b>	<b>3,367,444</b>	<b>3,367,444</b>	
<b>GRAND TOTAL</b>		<b>8,501,122</b>	<b>9,018,629</b>	<b>9,018,629</b>	

## VEHICLE PURCHASE DETAILS

Mental Health - Mississippi State Hospital (374-00)

Name of Agency

Year	Model	Person(s) Assigned To	Vehicle Purpose/Use	Replacement Or New?	FY2023 Req. Cost
<b>Passenger Vehicles</b>					
<b>63300100 VANS</b>					
2023	DODGE CARAVAN	MAINTENANCE	MAINTENANCE	Replacement	22,950
2023	DODGE CARAVAN	ENVIRONMENTAL SERVICES	ENVIRONMENTAL SERVICES	Replacement	22,950
<b>TOTAL</b>					<b>45,900</b>
<b>TOTAL VEHICLE REQUEST</b>					<b>45,900</b>

**VEHICLE INVENTORY  
AS OF JUNE 30, 2021**

Mental Health - Mississippi State Hospital (374-00)

Name of Agency

Vehicle Type	Vehicle Description	Model Year	Model	Person(s) Assigned To	Purpose/Use	Tag Number	Mileage on 6-30-2021	Average Miles per Year	Replacement Proposed	
									FY2022	FY2023
P	TAURUS	2002	FORD	MAINTENANCE	MAINTENANCE	G-23459	82,252	4,329		
P	CROWN VICTORIA	2011	FORD	POLICE	POLICE	G-65035	126,897	12,690		
P	CROWN VICTORIA	2011	FORD	POLICE	POLICE	G-65037	140,961	14,096		
P	IMPALA	2014	CHEVROLET	STF	STF	G-67102	28,964	4,138		
P	CHARGER (POLICE)	2014	DODGE	POLICE	POLICE	G-74456	64,482	9,212		
P	IMPALA (POLICE)	2014	CHEVROLET	POLICE	POLICE	G-74455	103,075	14,725		
P	IMALA	2007	CHEVROLET	MAINTENANCE	MAINTENANCE		0	0		
W	F-150	1998	FORD	MAINTENANCE	MAINTENANCE	G-51697	156,224	6,792		
W	S10	1989	CHEVROLET	MAINTENANCE	ELECTRIC SHOP	S-10924	178,399	5,755		
W	TRUCK	1991	CHEVROLET	MAINTENANCE	PAINT SHOP	S-11654	192,661	6,422		
W	TRUCK	1991	CHEVROLET	MAINTENANCE	WATER	S-11651	159,587	5,320		
W	F-150	1998	FORD	MAINTENANCE	ELECTRIC SHOP	G-07286	78,412	3,409		
W	RANGER	1998	FORD	MAINTENANCE	PAINT SHOP	G-06899	77,483	3,368		
W	RAM TRUCK	1999	DODGE	ENVIROMENTAL SERVICE	ENVIROMENTAL SERVICE	G-51698	245,449	11,157	Y	
W	RANGER	2000	FORD	MAINTENANCE	ELECTRIC SHOP	G-15193	95,982	4,571		
W	RANGER	2000	FORD	POLICE	FIRE CHIEF	G-15192	91,901	4,376		
W	RAM TRUCK	2001	DODGE	MAINTENANCE	CARPENTER SHOP	G-15189	45,560	2,278		
W	RAM TRUCK	2001	DODGE	MAINTENANCE	MAINTENANCE	G-15191	107,933	5,397		
W	RAM TRUCK	2001	DODGE	MAINTENANCE	HVAC	C-15188	82,676	4,134		
W	RAM TRUCK	2001	DODGE	ENVIROMENTAL SERVICE	ENVIROMENTAL SERVICE	G-15190	98,394	4,920		
W	RANGER	2002	FORD	MAINTENANCE	CARPENTER SHOP	G-23457	109,325	5,754		
W	RANGER	2002	FORD	MAINTENANCE	PAINT SHOP	G-23456	55,397	2,916		
W	RANGER	2002	FORD	MAINTENANCE	CARPENTER SHOP	G-23458	30,481	1,604		
W	SILVERADO	2002	CHEVROLET	STF	STF	G-20778	101,264	5,330		
W	RANGER	2005	FORD	MAINTENANCE	MAINTENANCE	G-31938	122,963	7,685		
W	TRUCK	1977	CHEVROLET	MAINTENANCE	MAINTENANCE	S-2110	196,769	4,472		
W	RAM TRUCK	1999	DODGE	ENVIROMENTAL SERVICE	PEST CONTROL	G-48216	172,361	7,835		

Vehicle Type: (P)assenger/(W)ork



**VEHICLE INVENTORY  
AS OF JUNE 30, 2021**

Mental Health - Mississippi State Hospital (374-00)

Name of Agency

Vehicle Type	Vehicle Description	Model Year	Model	Person(s) Assigned To	Purpose/Use	Tag Number	Mileage on 6-30-2021	Average Miles per Year	Replacement Proposed	
									FY2022	FY2023
W	RAM TRUCK	1999	DODGE	ENVIROMENTAL SERVICE	ENVIROMENTAL SERVICE	G-51693	192,740	8,761		
W	RAM TRUCK	2001	DODGE	MAINTENANCE	HVAC	G-58494	158,201	7,910		
W	RAM TRUCK	2001	DODGE	ENVIROMENTAL SERVICE	GARBAGE	G-51692	200,084	10,004		Y
W	SIERRA	2002	GMC	MAINTENANCE	PLUMBING SHOP	G-51696	164,677	8,667		
W	SIERRA	2003	GMC	MAINTENANCE	HVAC	G-51691	241,958	13,442		Y
W	SIERRA	2003	GMC	MAINTENANCE	CARPENTER SHOP	G-51695	175,985	9,777		
W	SIERRA	2003	GMC	MAINTENANCE	WAREHOUSE	G-51694	187,356	10,409		
W	SIERRA	2006	GMC	MAINTENANCE	GROUNDS	G-58493	217,600	14,507	Y	
W	F-150	2016	FORD	POLICE	POLICE	G-73619	40,550	8,110		
W	F-150	2016	FORD	POLICE	POLICE	G-73618	41,170	8,234		
W	RAM TRUCK	1998	DODGE	ENVIROMENTAL SERVICE	ENVIROMENTAL SERVICE	G-73105	129,101	5,613		
W	RANGER	2001	FORD	MAINTENANCE	ELECTRIC SHOP	G-73099	115,829	5,791		
W	F-150	2007	FORD	MAINTENANCE	ELECTRIC SHOP	G-73615	127,828	9,131		
W	F-150	2007	FORD	MAINTENANCE	PLUMBING SHOP	G-73615	102,729	7,338		
W	F-150	2007	FORD	MAINTENANCE	CARPENTER SHOP	G-73612	124,371	8,884		
W	F-150	2008	FORD	MAINTENANCE	MAINTENANCE	G-73614	147,856	11,374		
W	F-150	2007	FORD	MAINTENANCE	PLUMBING SHOP	G-73613	146,580	10,470		
W	F-150	2007	FORD	MAINTENANCE	CARPENTER SHOP	G-73615	157,916	11,280		
W	F-150	2017	FORD	POLICE	POLICE	G-77608	55,150	13,788		
W	F-150	2019	FORD	POLICE	POLICE	G-84603	5,249	2,625		
W	F-250	2019	FORD	MAINTENANCE	MAINTENANCE	G-84602	15,456	7,728		
W	RAM TRUCK	2019	DODGE	MAINTENANCE	MAINTENANCE	G-84290	16,649	8,325		
W	RAM TRUCK	2019	DODGE	MAINTENANCE	MAINTENANCE	G-84289	9,899	4,950		
P	BUS	2004	INTERNATIO NAL	TRANSPORTATION	TRANSPORTATION	G-27144	48,550	2,856		
P	STARCRAFT BUS	2017	FORD	TRANSPORTATION	TRANSPORTATION	G-78610	31,550	7,888		
W	C6500 (C7D)	1983	GMC	MAINTENANCE	MAINTENANCE	S-6963	7,490	197		
W	C6500	1985	CHEVROLET	POLICE	COMPOUND IN SHED	S-2142	12,997	361		

Vehicle Type: (P)assenger/(W)ork

**VEHICLE INVENTORY  
AS OF JUNE 30, 2021**

Mental Health - Mississippi State Hospital (374-00)

Name of Agency

Vehicle Type	Vehicle Description	Model Year	Model	Person(s) Assigned To	Purpose/Use	Tag Number	Mileage on 6-30-2021	Average Miles per Year	Replacement Proposed	
									FY2022	FY2023
W	C6500 (C7D)	1990	GMC	MAINTENANCE	GROUNDS	G-01058	127,113	4,100		
W	DUMP TRUCK	1996	FORD	MAINTENANCE	GROUNDS	G-48051	118,645	4,746		
W	BUCKET TRUCK	2007	INTERNATIONAL	MAINTENANCE	MAINTENANCE	G-04090	5,345	382		
W	DRW SUPER	2008	FORD	MAINTENANCE	MAINTENANCE	G-64585	85,310	6,562		
W	POLE TRUCK	1967	CHEVROLET	MAINTENANCE	MAINTENANCE	S-3016	77,699	1,439		
W	F-550	2020	FORD	MAINTENANCE	MAINTENANCE		0	0		
P	CUTAWAY VAN	1993	GMC	RECREATIONAL SERVICES	RECREATION	S-14368	133,219	4,758		
P	RALLY WAGON	1993	GMC	INFORMATION TECH	IM	S-13979	224,000	8,000		
P	CUTAWAY VAN	1996	FORD	MAINTENANCE	MAINTENANCE	S-16358	165,255	6,610		
P	VAN (AMBULANCE)	2001	FORD	TRANSPORTATION	TRANSPORTATION	G-19613	158,645	7,932		
P	ECONOLINE VAN	2005	FORD	TRANSPORTATION	TRANSPORTATION	G-50491	50,619	3,164		
P	CARAVAN	2007	DODGE	TRANSPORTATION	TRANSPORTATION	G-41090	69,824	4,987		
P	CUTAWAY VAN	2008	FORD	TRANSPORTATION	TRANSPORTATION	G-47001	131,801	10,139		
P	CUTAWAY VAN	2008	FORD	TRANSPORTATION	TRANSPORTATION	G-47002	137,421	10,571		
P	ECONOLINE VAN	2008	FORD	TRANSPORTATION	TRANSPORTATION	G-46592	104,298	8,023		
P	EXPRESS VAN	2008	CHEVROLET	TRANSPORTATION	TRANSPORTATION	G-47700	176,277	13,560	Y	
P	EXPRESS VAN	2008	CHEVROLET	TRANSPORTATION	TRANSPORTATION	G-47699	123,100	9,469		
P	SAVANA CUTAWAY	2008	GMC	TRANSPORTATION	TRANSPORTATION	G-61178	111,967	8,613		
P	UPLANDER	2008	CHEVROLET	TRANSPORTATION	TRANSPORTATION	G-04624	165,290	12,715		
P	ECONOLINE WAGON	2009	FORD	STF	STF	G-51597	9,095	758		
P	ECONOLINE WAGON	2009	FORD	STF	STF	G-51596	10,194	850		
P	CUTAWAY VAN	2011	FORD	TRANSPORTATION	TRANSPORTATION	G-05774	124,300	12,430		
P	CARAVAN	2012	DODGE	TRANSPORTATION	TRANSPORTATION	G-61171	76,949	9,550		
P	CARAVAN	2012	DODGE	TRANSPORTATION	TRANSPORTATION	G-61170	76,662	8,518		
P	CARAVAN	2014	DODGE	TRANSPORTATION	TRANSPORTATION	G-66337	119,129	17,018		
P	CARAVAN	2014	DODGE	TRANSPORTATION	TRANSPORTATION	G-66338	118,098	16,871		

Vehicle Type: (P)assenger/(W)ork

**VEHICLE INVENTORY  
AS OF JUNE 30, 2021**

Mental Health - Mississippi State Hospital (374-00)

Name of Agency

Vehicle Type	Vehicle Description	Model Year	Model	Person(s) Assigned To	Purpose/Use	Tag Number	Mileage on 6-30-2021	Average Miles per Year	Replacement Proposed	
									FY2022	FY2023
P	CARAVAN	2014	DODGE	TRANSPORTATION	TRANSPORTATION	G-66339	112,440	16,063		
P	CARAVAN	2017	DODGE	STF	STF	G-67993	52,899	13,225		
P	CARAVAN	2014	DODGE	STF	STF	G-67173	55,172	7,882		
P	CARAVAN	2014	DODGE	STF	STF	G-67993	63,277	9,040		
P	CARAVAN	2014	DODGE	STF	STF	G-67520	68,552	9,793		
P	CARAVAN	2006	DODGE	ADMINISTRATION	ADMINISTRATION	G-74041	151,773	10,118		
P	CARAVAN	2006	DODGE	ADMINISTRATION	ADMINISTRATION	G-74038	151,700	10,113		
P	AMBULANCE	2016	CHEVROLET	TRANSPORTATION	TRANSPORTATION	G-76360	79,724	15,945		
P	CARAVAN	2017	DODGE	TRANSPORTATION	TRANSPORTATION	G-78026	52,546	13,137		
P	TRANSIT VAN	2017	FORD	TRANSPORTATION	TRANSPORTATION	G-78172	25,175	6,294		
P	TRANSIT VAN	2017	FORD	TRANSPORTATION	Transportation	G-78170	30,186	7,547		
P	TRANSIT VAN	2017	FORD	TRANSPORTATION	Transportation	G-78171	21,303	5,326		
P	CARGO VAN	2017	FORD	TRANSPORTATION	Transportation	G-78173	15,612	3,903		
P	CARAVAN	2017	DODGE	TRANSPORTATION	Transportation	G-77609	8,805	2,201		
P	CARAVAN	2017	DODGE	TRANSPORTATION	Transportation	G-78023	60,980	15,245		
P	ECONOLINE	2017	FORD	TRANSPORTATION	Transportation	G-78471	12,533	3,133		
P	CARAVAN	2017	DODGE	TRANSPORTATION	Transportation	G-78024	9,548	2,387		
P	CARAVAN	2017	DODGE	TRANSPORTATION	Transportation	G-78025	8,537	2,134		
P	VAN 15 PASSENGER	2017	CHEVROLET	TRANSPORTATION	Transportation	G-78168	23,741	5,935		
P	EXPRESS VAN	2014	CHEVROLET	TRANSPORTATION	Transportation	G-67685	51,026	7,289		
P	EXPRESS VAN	2014	CHEVROLET	TRANSPORTATION	Transportation	G-67684	51,464	7,352		
P	CARAVAN	2019	DODGE	TRANSPORTATION	Transportation	G-83770	1,992	996		
W	CUTAWAY VAN	1993	FORD	ENVIRONMENTAL SERVICES	LAUNDRY	S-14217	71,868	2,567		
W	CUTAWAY VAN	1997	FORD	ENVIRONMENTAL SERVICES	LAUNDRY	G-01942	169,635	7,068		
W	ECONOLINE WAGON	2002	FORD	MAINTENANCE	MAINTENANCE	G-43508	75,505	3,974		
W	CARAVAN	2003	DODGE	MAINTENANCE	MAINTENANCE	G-26249	88,902	4,939		

Vehicle Type: (P)assenger/(W)ork

**VEHICLE INVENTORY  
AS OF JUNE 30, 2021**

Mental Health - Mississippi State Hospital (374-00)

Name of Agency

Vehicle Type	Vehicle Description	Model Year	Model	Person(s) Assigned To	Purpose/Use	Tag Number	Mileage on 6-30-2021	Average Miles per Year	Replacement Proposed	
									FY2022	FY2023
W	SAVANA	2003	GMC	ENVIRONMENTAL SERVICES	ENVIRONMENTAL SERVICES	G-24393	146,410	8,134		
W	ECONOLINE WAGON	2004	FORD	MAINTENANCE	PAINT SHOP	G-30657	167,567	9,857		
W	VENTURE	2004	CHEVROLET	MAINTENANCE	MAINTENANCE	G-27843	113,907	6,700		
W	CARAVAN	2005	DODGE	MAINTENANCE	MAINTENANCE	G-32840	86,302	5,394		
W	ECONOLINE VAN	2005	FORD	INFORMATION TECH	IM	G-31937	98,940	6,184		
W	ECONOLINE WAGON	2005	FORD	MAINTENANCE	MAINTENANCE	G-31982	88,351	5,522		
W	ECONOLINE WAGON	2006	FORD	MAINTENANCE	MAINTENANCE	G-50492	126,288	8,419		
W	SAVANA CUTAWAY	2008	GMC	WAREHOUSE	WAREHOUSE	G-60125	127,291	9,792		
W	CARAVAN	2007	DODGE	MAINTENANCE	PARTS RUNNER	G-73098	194,947	13,925		
W	UPLANDER	2008	CHEVROLET	MAINTENANCE	MAINTENANCE	G-74039	132,686	7,805		
W	CARAVAN	2006	DODGE	WAREHOUSE	WAREHOUSE	G-74040	146,964	9,798		

## **Vehicle Pool Member List 2021**

### **Pest Services – ES**

Robert Hill

### **Police and Fire Staff**

Derrick Berry

Marcell Burns

Darryle Burton

Jadarius Collins

Nathan Craft

Kenneth Gee

William Kornegay

James Land

Norman “Jeff” Luckey

Norman Luckey

Kendrick McCoy

Josh McCuiston

Robert McInnis

Roy Nichols

Raymond Newell

Jenny Pittman

Andrew Pitts

Gary Roberts

James Spann

Tommy Steen

Michael Wallace

Michael Watson

Morgan Womack

**Laundry – ES**

Brison Batton

Patricia Mahaffey

Billy Mallard

Carolyn Pack

Mona Michelle Taylor

Alvin Thornton

Fredrick Williams

**Hospital Administration**

Donna Boykin

James Chastain

Lisa Harris

Amanda Matson

Marilyn Martin

**Transportation**

Marvin Armstrong

Barry Barnes

Bobby Dawson

Marcus Dixon

Larry Gray

Suzette Johnson

Cassandra Kitchens

Keysha Mason

Jeanette Minor

Jacqueline Moffett

Franklin Moore

Qutonda Myers

Carly Quinn

Michael Washington

**Information Management/Voice Services**

Brandon Byrne

Chad Cessna

Michelle Cushman

Kevin Frazier

Joseph Layton

Tim McLaurin

Chad Rommerdale

Adarrius Skinner

Justin Thornton

**Paint Shop – Maintenance**

Robert Bowers

Steven Scott

**Electric Shop – Maintenance**

Forrest Chase

Thomas Symon

Derick Wolfe

**HVAC Shop – Maintenance**

Brent Craft

Stanley Nobles

Stephen Strong

Jason Thornton

**Automotive Shop – Maintenance**

Jimmy Green

**Grounds – Maintenance**

Preston Blakely  
Dominique Davis  
Anthony Lockhart  
Alan Means  
Steven Morgan  
Gregory Smith  
James Pressey  
Marquis Young

**Plumbing Shop – Maintenance**

Barrett Nall  
James Quinn

**Adm/Office Staff – Maintenance**

Craig Martin  
Angela Tanner  
Paul Case  
Tammie Newsome  
Robert Bowers  
Robert K Kindrex

**Carpenter Shop – Maintenance**

Earnest Brooks  
Michael Holiday  
Robert Kindrex  
Chase Middleton  
Phillip Thomas  
Jose J Castro Vargas



**Locksmith Shop – Maintenance**

Riley Savell

**Evening & Night Administrators**

Kenneth Collier

Carolyn Dart

Daniel Myers

Daniel Ratliff

Shirice Reed

**HR/Personnel**

Bobby Blanks

Swayze Cheatham

Dolly Hawkins

Diana Hunter

Tarshall Wilson

**Staff Education**

Randell Baker

Donna Chapman

Louise Coleman

Kewan Ewing

Sheila Hicks

Sophia Jefferson

Drew Long

Trisaina Webber

**Lakeside School**

Titella Ervin

Ken Hamilton

Melissa Hearn

**CTS Treatment Mall**

Donnia Rozell-Bowles

Melita Breeden

Calvin Ellis

David Hubbard

Cassandra Myles

Jeanifer Watkins

**Horticulture**

Shawn Cagle

**Pharmacy**

Michelle Blakely

Angela Boles

Shelia Cantrell

Betty Kendrick

Polly Jackson

Donald Johnson

Lisa Thames-Payton

Vicki Veazy

Carlice Watkins

**Housekeeping**

Marie Bingham

Precious Brown

John Crain

Andrea Gordon

Arubah Hadjurul

Tiffany Jefferson

Deamberlee Jenkins

Vera Knight

Mary Maxwell

Sharron Mills

Jennie Miner

Jermane Taylor

**Warehouse/Property**

Angela Smith Carter

Arlishea Dyson

Vince Gibbs

George Green

Trevor Jarman

H. L. Lockhart

Broderick Mosely

Shantae Ransom

Tyran Robinson

**Rehabilitation Services**

Deborah Bland

Melvin Collins

Jacarran Crump

Stacey Davis

Brad Elmore

Dwayne Green

Ester Jiles

Janice McDonald

Jestyne McGee

Kevin Moore

Cintarrio Palmer

Tralecia Rollins  
Robbie Rhodes  
Courtney Taylor  
Dominique Sutton  
Shonnett Wilson

**STF – Clinic**

Debbie Crosby  
Charles Harris  
Frenecia Kirksey  
Reece Landrum  
Michelle Rivers  
Eugene Young

**STF - Dietary**

Melvin Slaton

**STF – Education**

Sandy Holbrook

**STF – Fiscal Services**

Dawn Clayton  
Cindy Hylton

**STF – Human Resources**

Janis Hayden

**STF – IT**

Gary Ulrich

**STF – Maintenance**

Rodney Bridges  
Robbie Evans  
Reginald Hall

Eric May

**STF – Nursing Services**

Andrew Carpenter

John Forrester

Shirley Jordan

Jennifer Larson

Sarah Peterman

Allyson Pigg

Lisa Slate

Bobby Whiddon

**STF – Performance Improvement**

Terrance Blackwell

**STF – Purchasing**

Paul Ratliff

**STF – Recreation**

Crystal Kennard

**STF – Resident Living**

Phillip Albright

Shannon Bush

Brian Labat

Chris Lofton

Robin Parham

Keely Price

Amellius Simpson

Raychel Steel

Anna Strong

Penny Taggart

**STF – Security**

Corey Gaspard

Phillip Moon

Vernon Paroli

Lois Watkins

Kenya Williams

**PRIORITY OF DECISION UNITS  
FISCAL YEAR 2023**

Mental Health - Mississippi State Hospital (374-00)

Name of Agency

Program	Decision Unit	Object	Amount
<b>Priority # 1</b>			
	Program # 1: MI - Institutional Care		
	Residency Program		
		Salaries	885,960
		<b>Totals</b>	885,960
		General Funds	885,960

## CAPITAL LEASES

Mental Health - Mississippi State Hospital (374-00)

Name of Agency

VENDOR/ ITEM LEASED	Original Date of Lease	Original No. of Months of Lease	No. of Months Remaining on 6-30-21	Last Payment Date	Interest Rate	Amount of Each Payment			Total of Payments To Be Made					
						Actual FY 2021			Estimated FY 2022			Requested FY 2023		
						Principal	Interest	Total	Principal	Interest	Total	Principal	Interest	Total

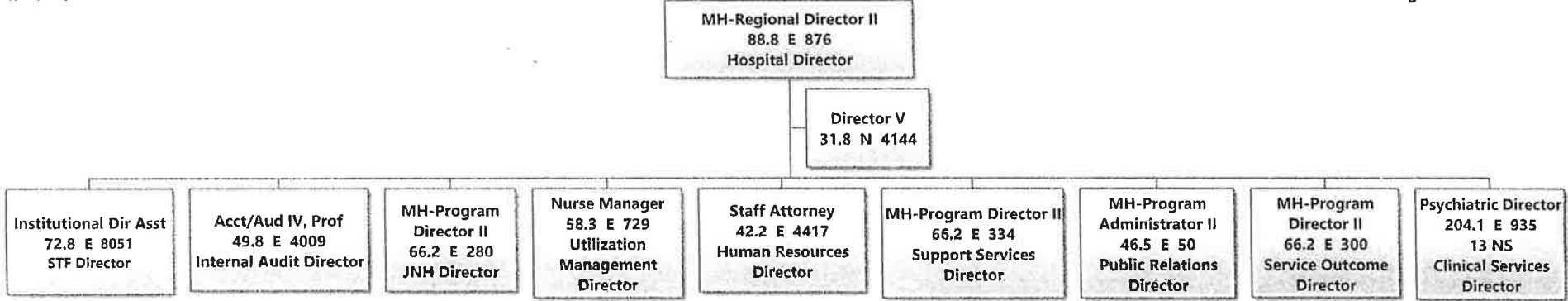


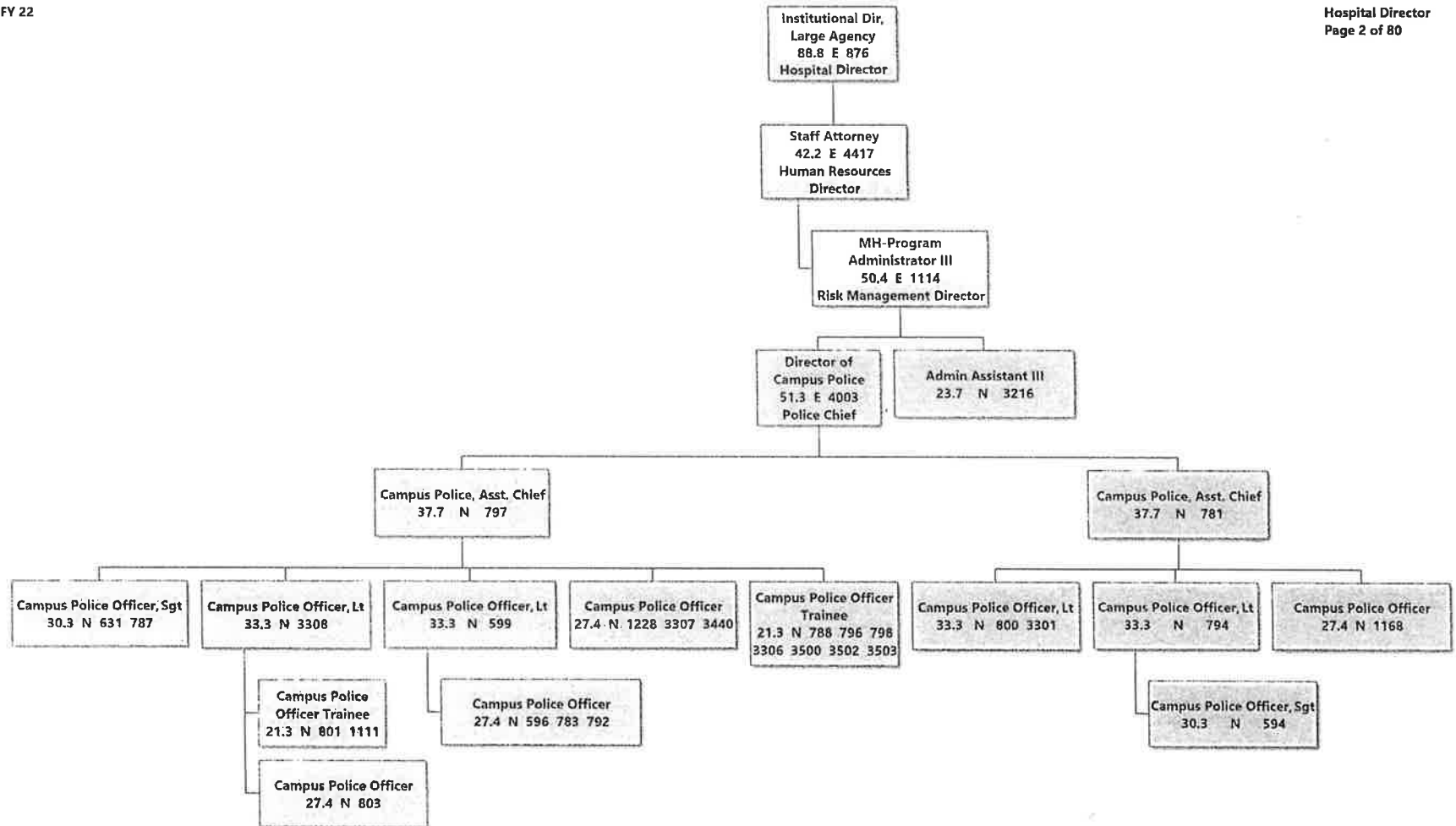
**Summary of 3% General Fund Program Reduction to FY 2022 Appropriated Funding by Major Object**

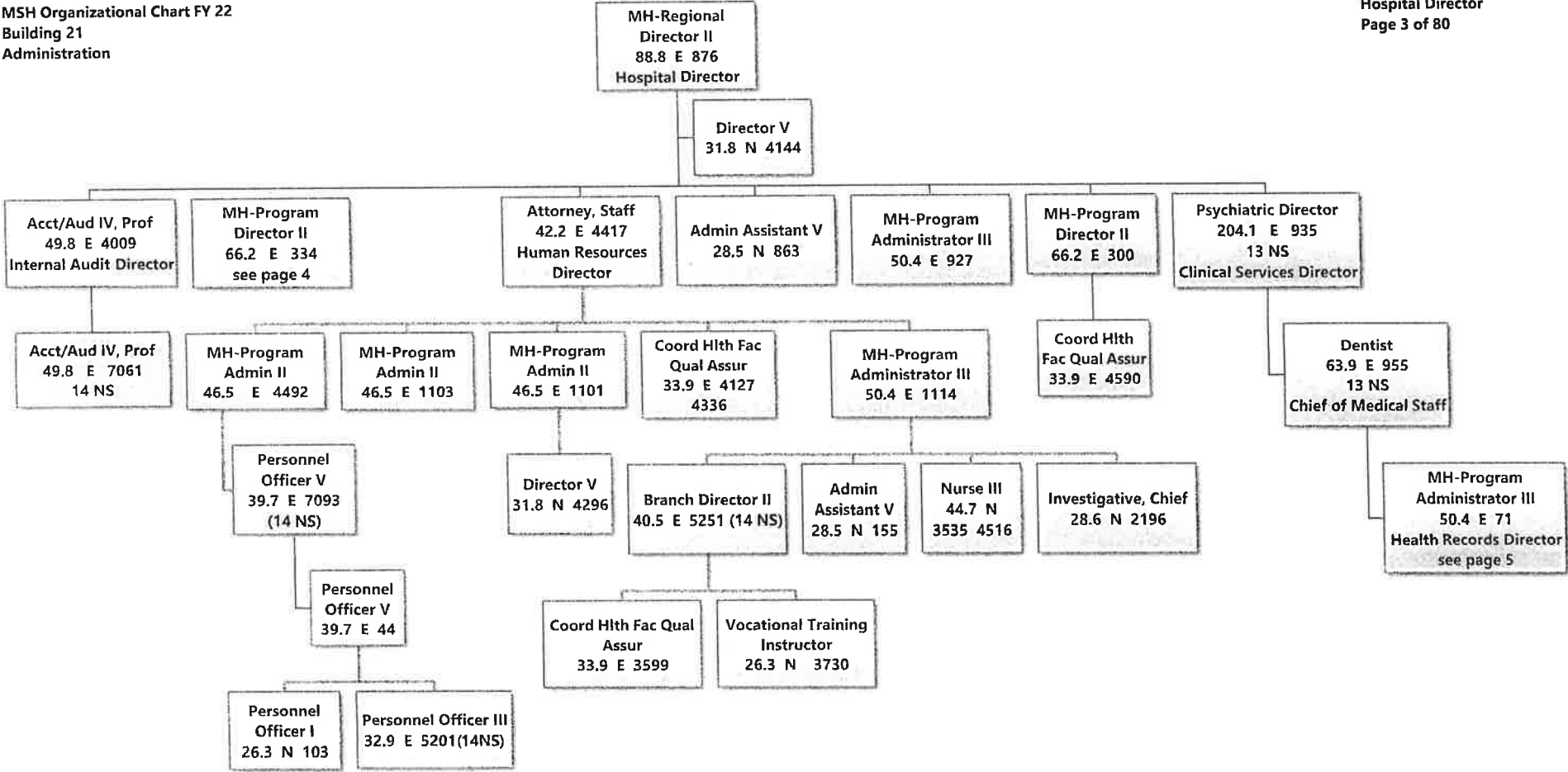
Mental Health - Mississippi State Hospital (374-00)

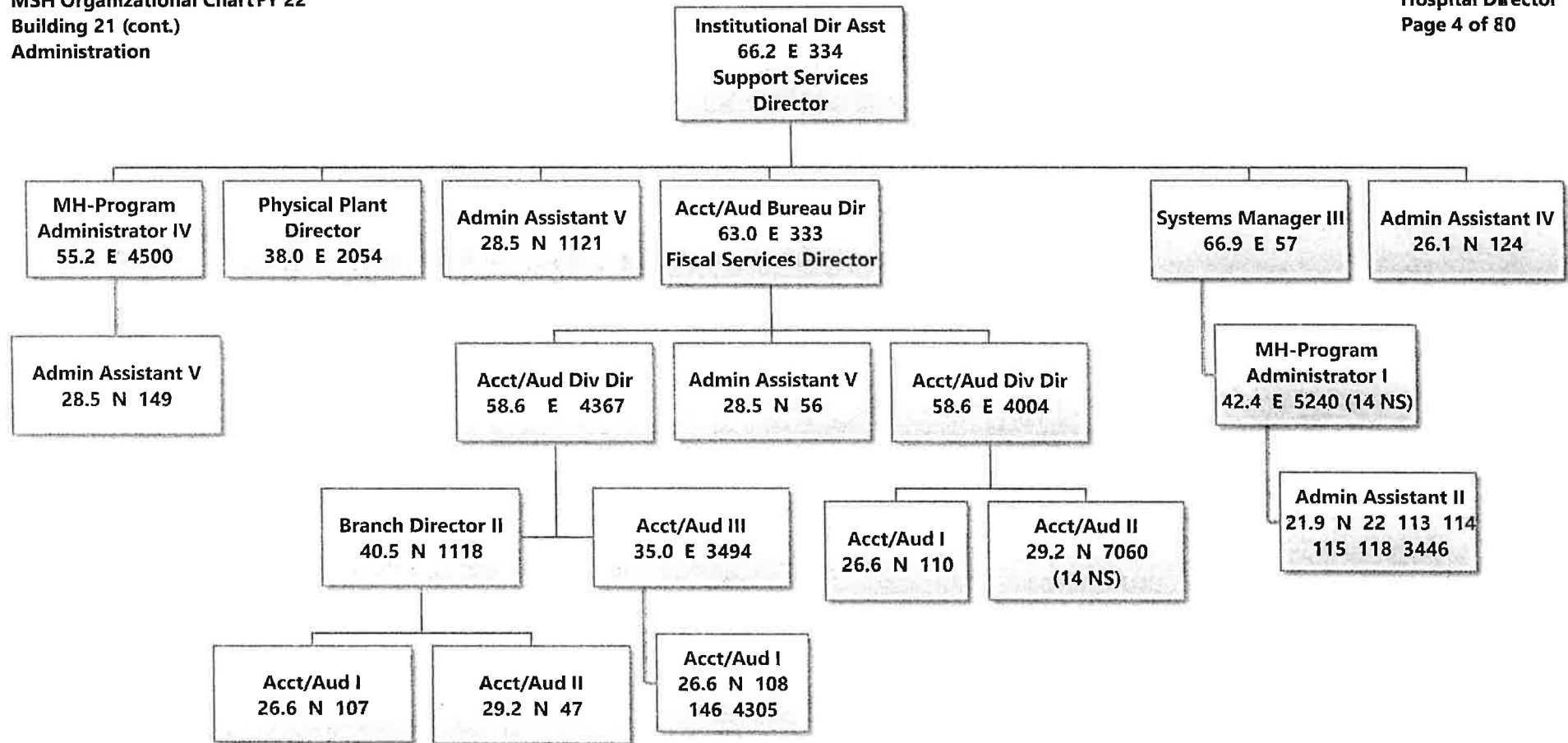
Name of Agency

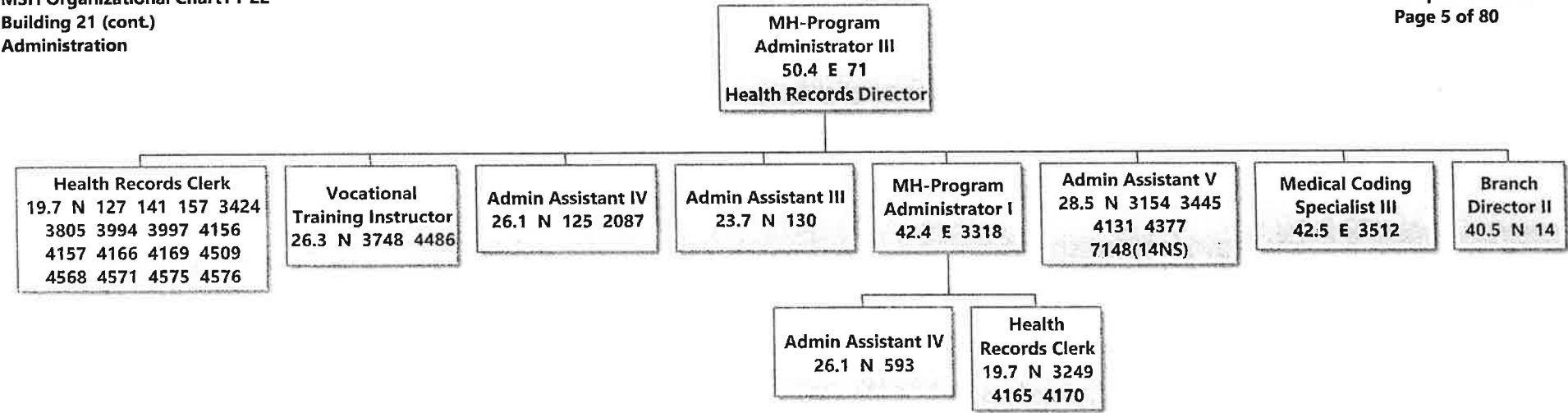
<b>Major Object</b>	<b>FY2022 General Fund Reduction</b>	<b>EFFECT ON FY2022 STATE SUPPORT SPECIAL FUNDS</b>	<b>EFFECT ON FY2022 FEDERAL FUNDS</b>	<b>EFFECT ON FY2022 OTHER SPECIAL FUNDS</b>	<b>TOTAL 3% REDUCTIONS</b>
<b>SALARIES, WAGES, FRINGE</b>	(1,831,381)				(1,831,381)
<b>TRAVEL</b>					
<b>CONTRACTUAL</b>					
<b>COMMODITIES</b>					
<b>OTHER THAN EQUIPMENT</b>					
<b>EQUIPMENT</b>					
<b>VEHICLES</b>					
<b>WIRELESS COMM. DEVS.</b>					
<b>SUBSIDIES, LOANS, ETC</b>					
<b>TOTALS</b>	(1,831,381)				(1,831,381)

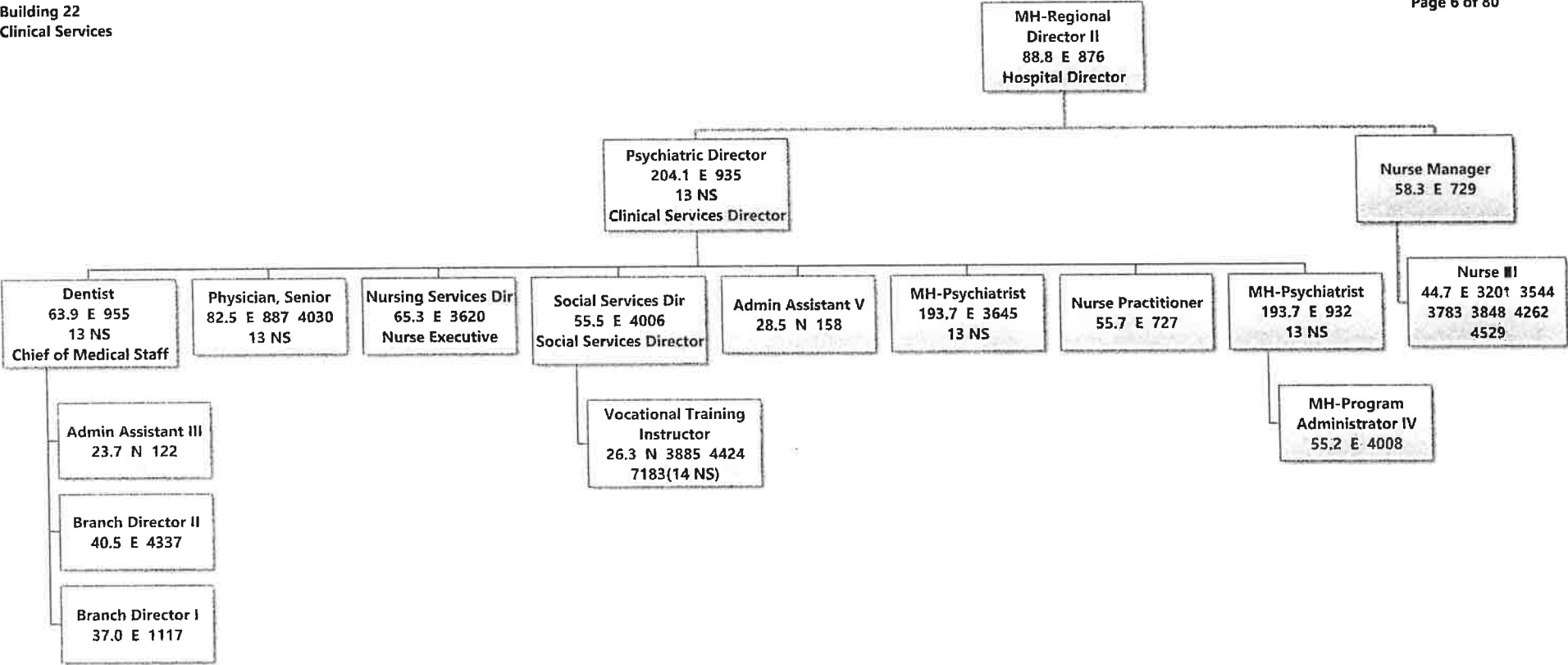


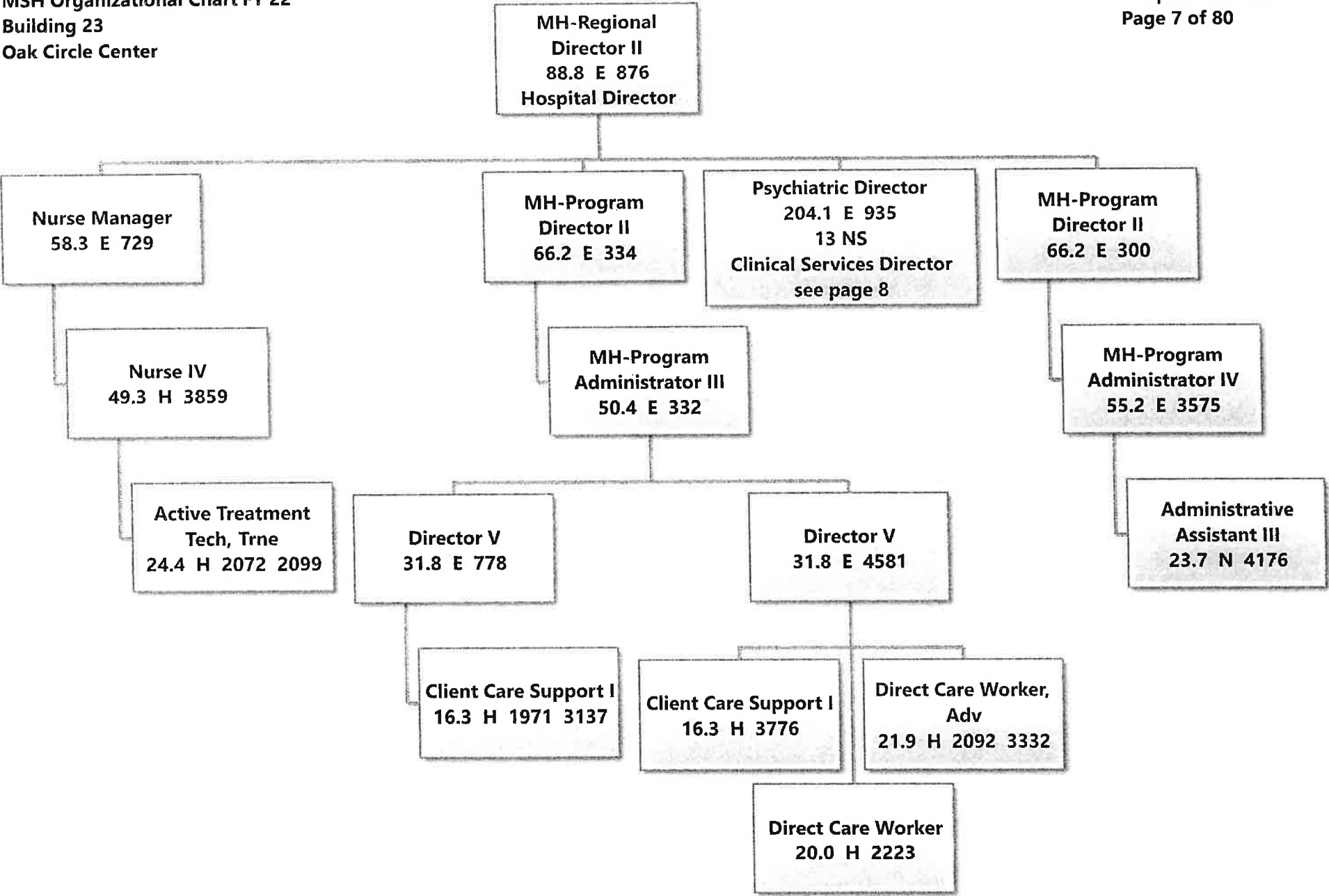




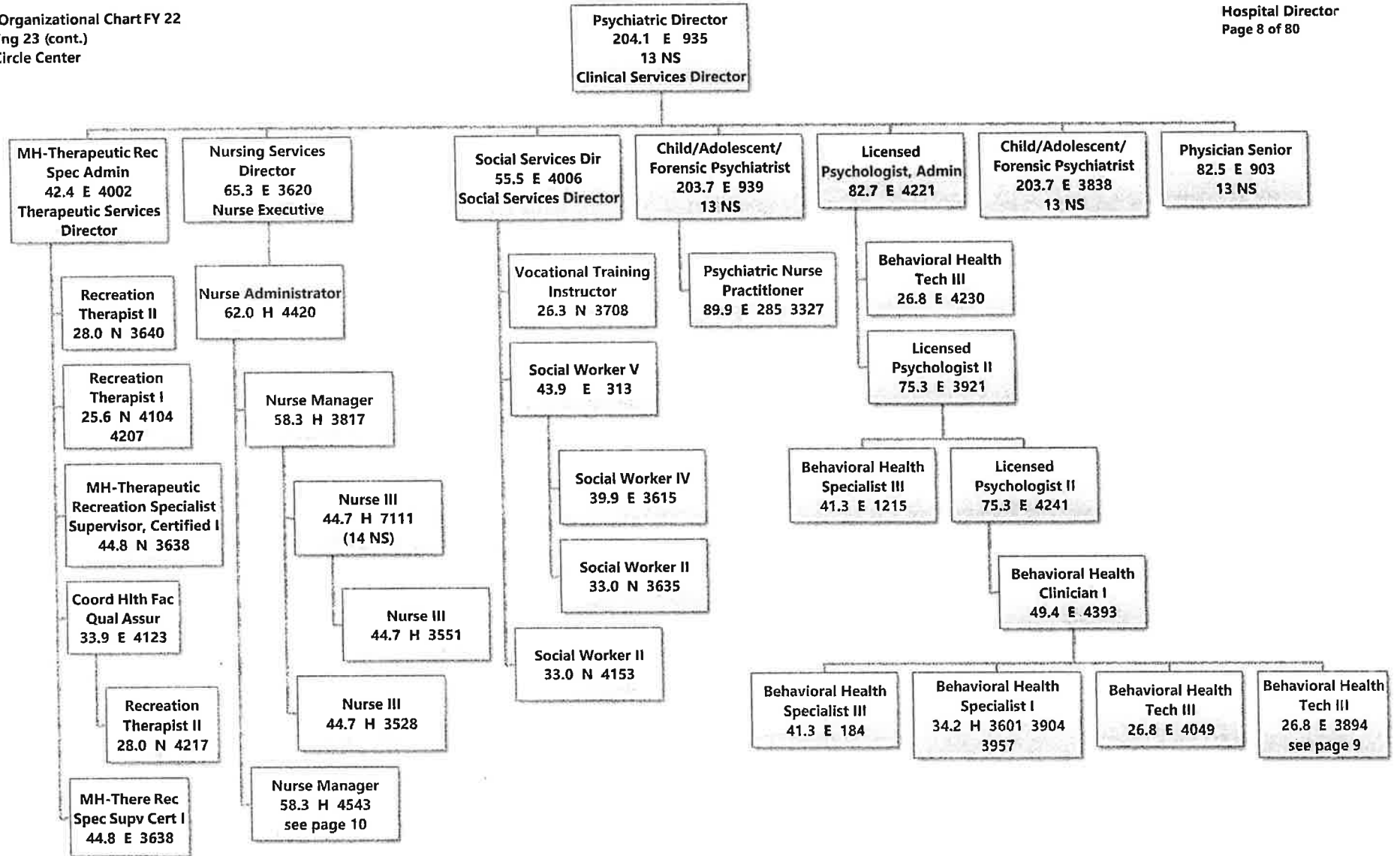


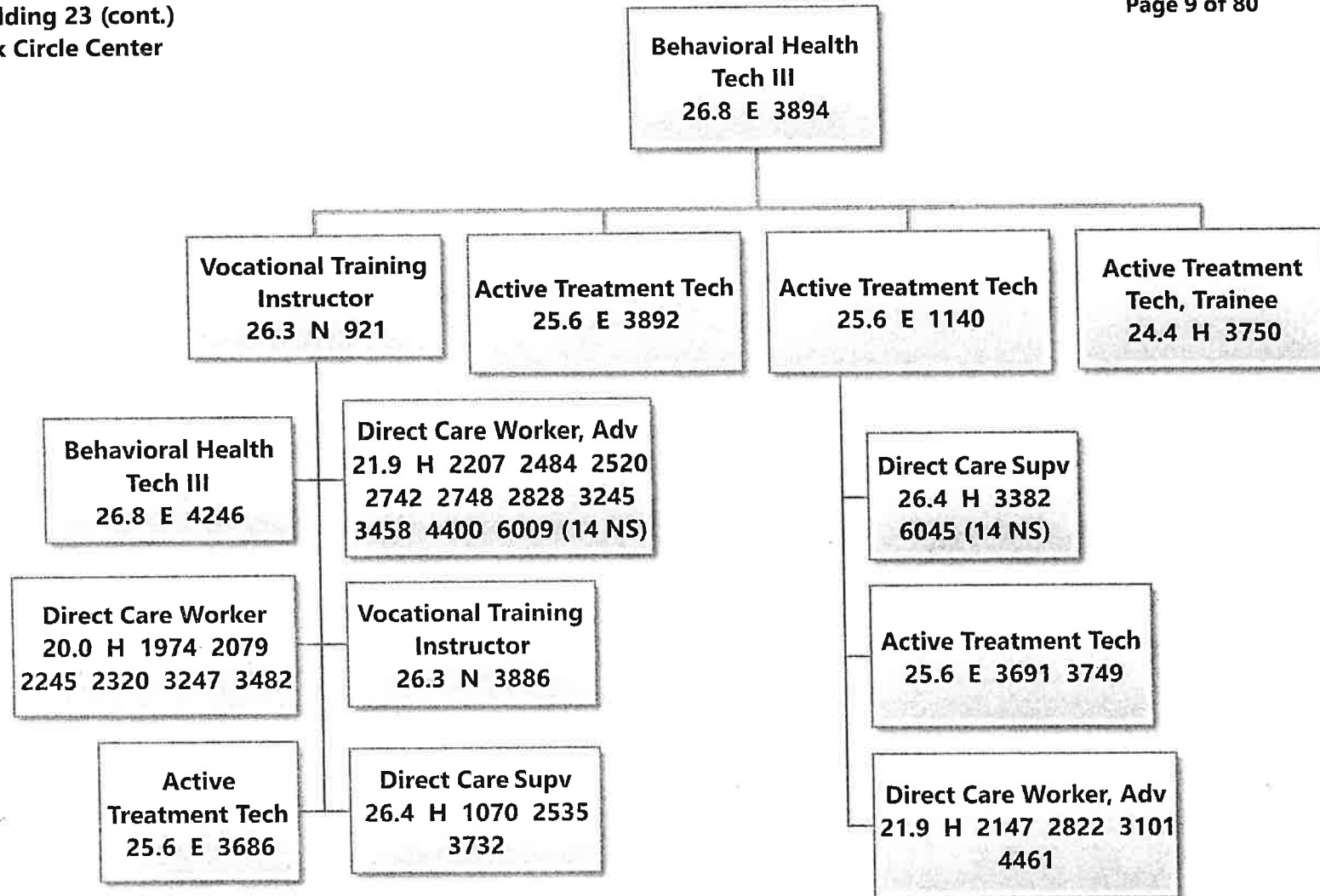


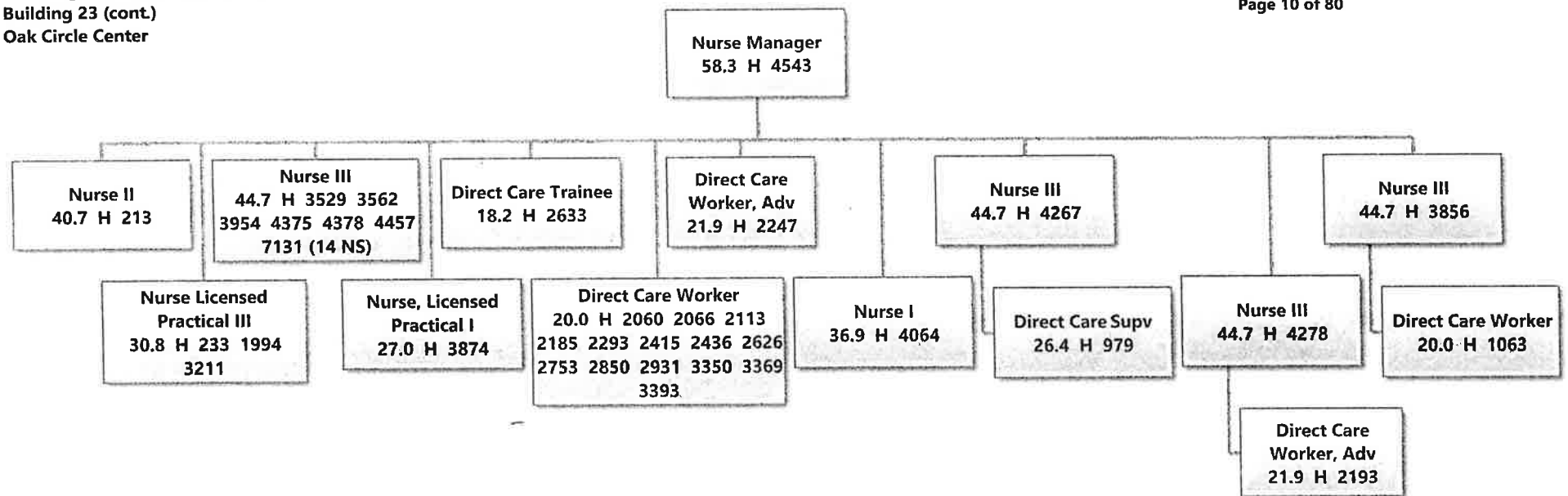


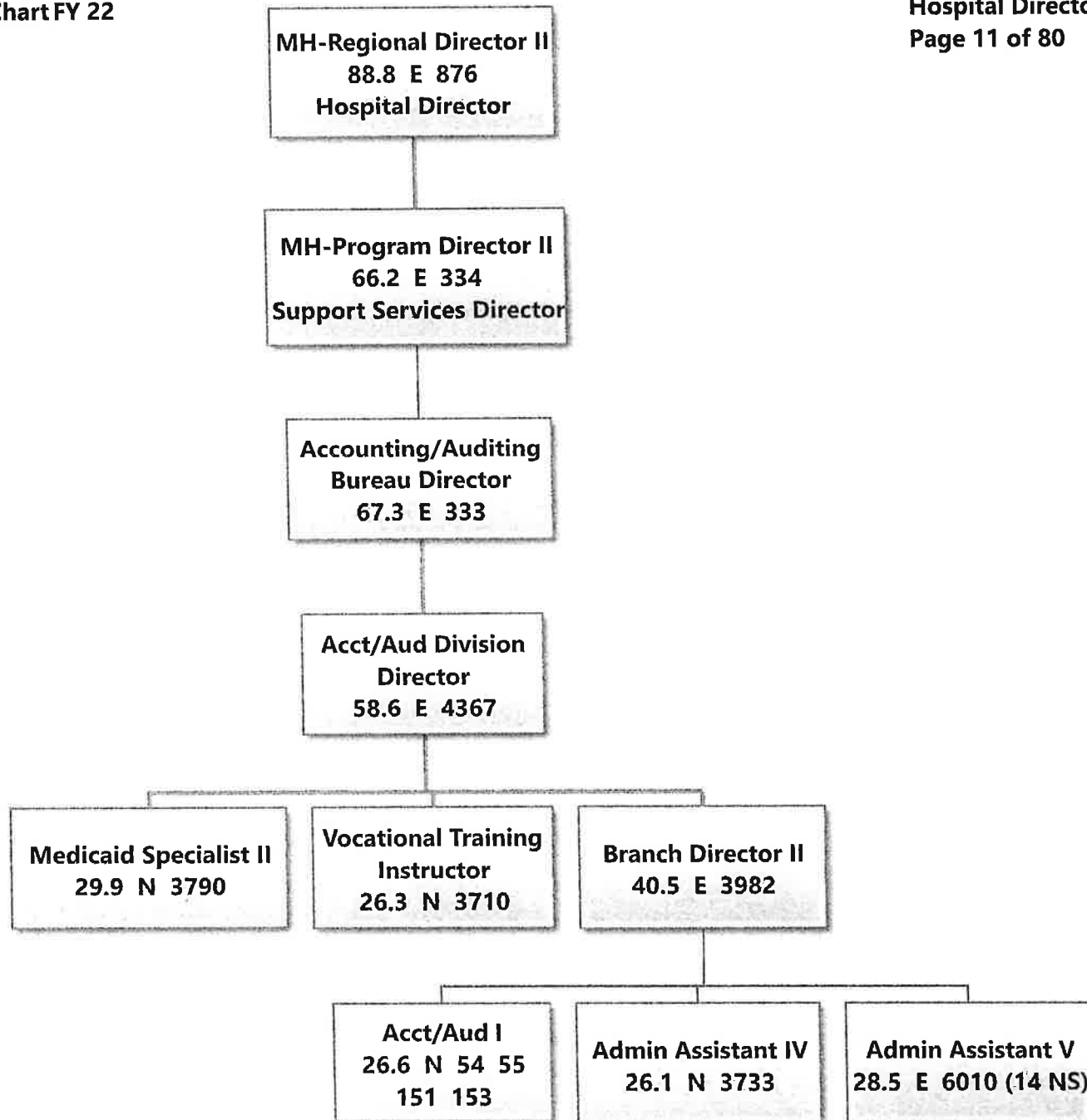


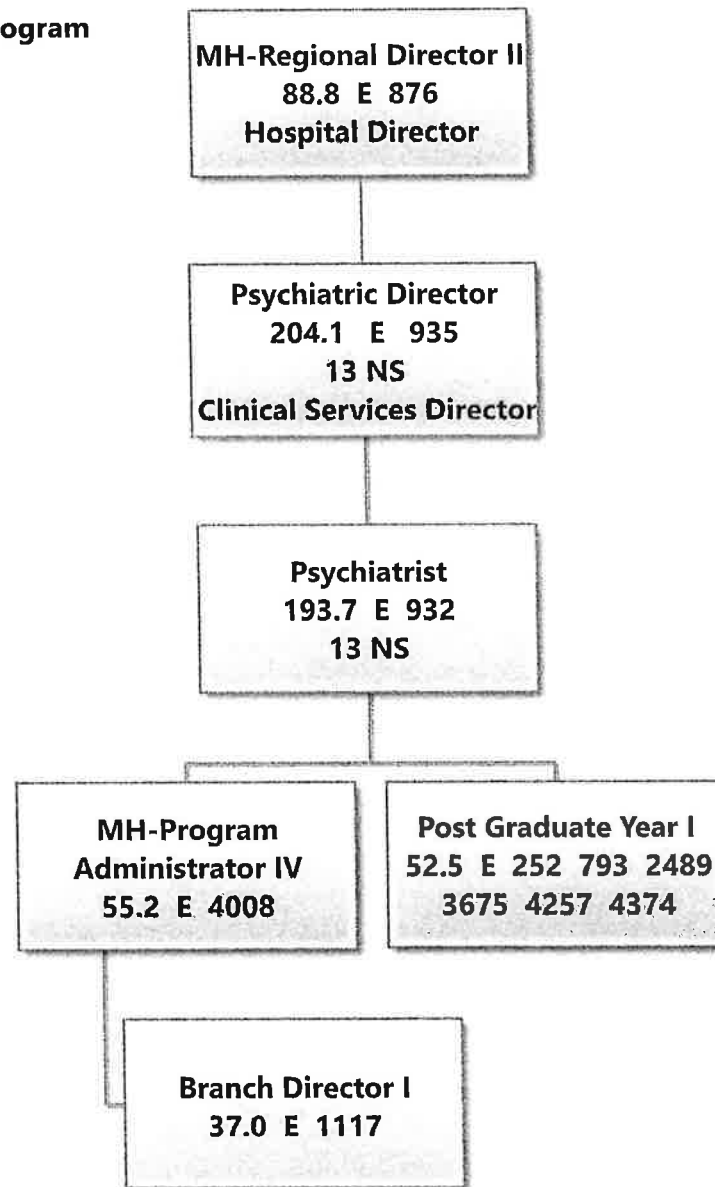






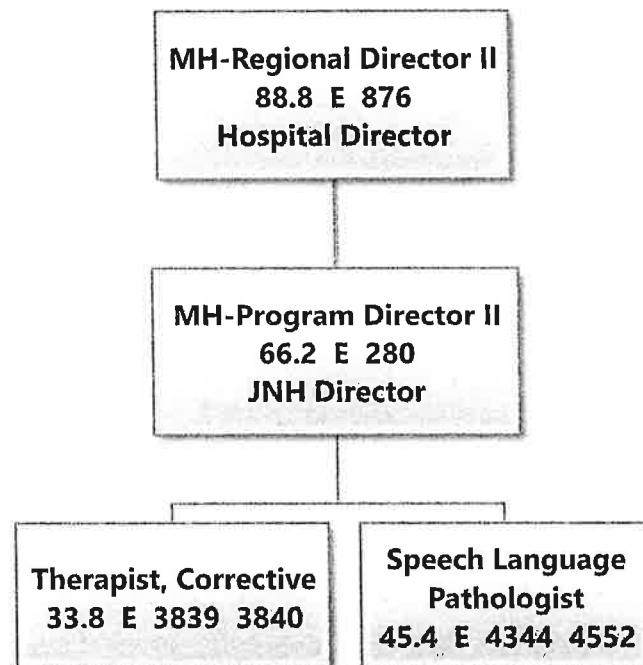


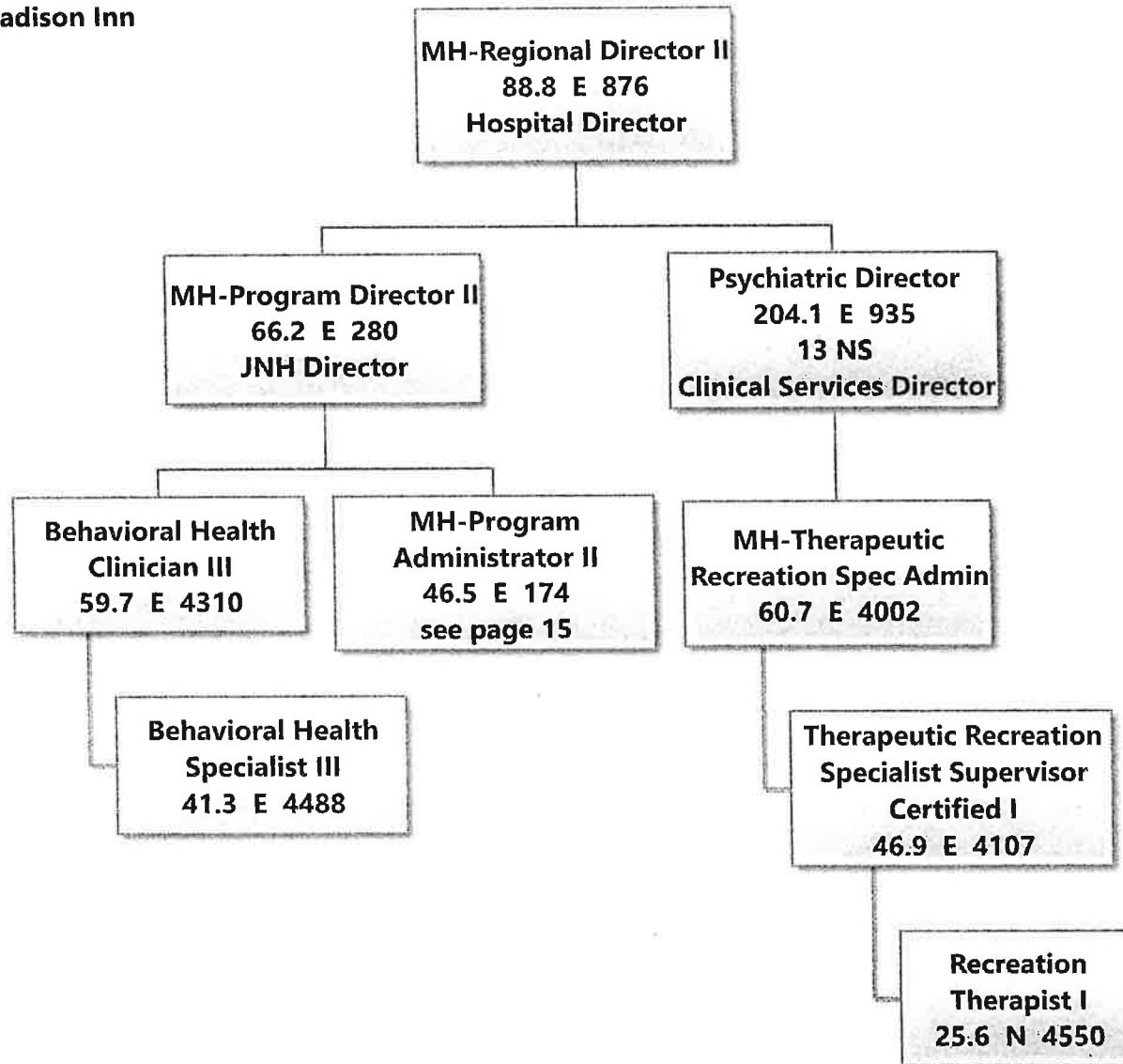


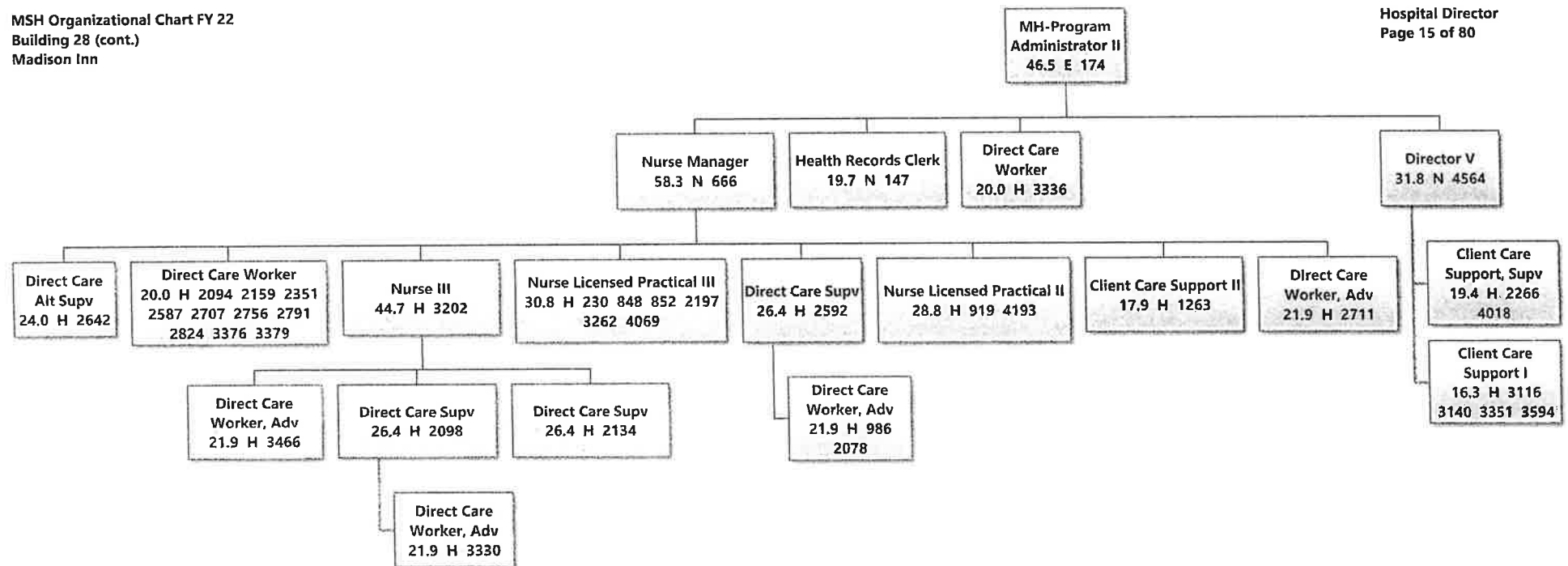


**MSH Organizational Chart FY 22**  
**Building 27**  
**Speech & Hearing/  
Rehab Therapy**

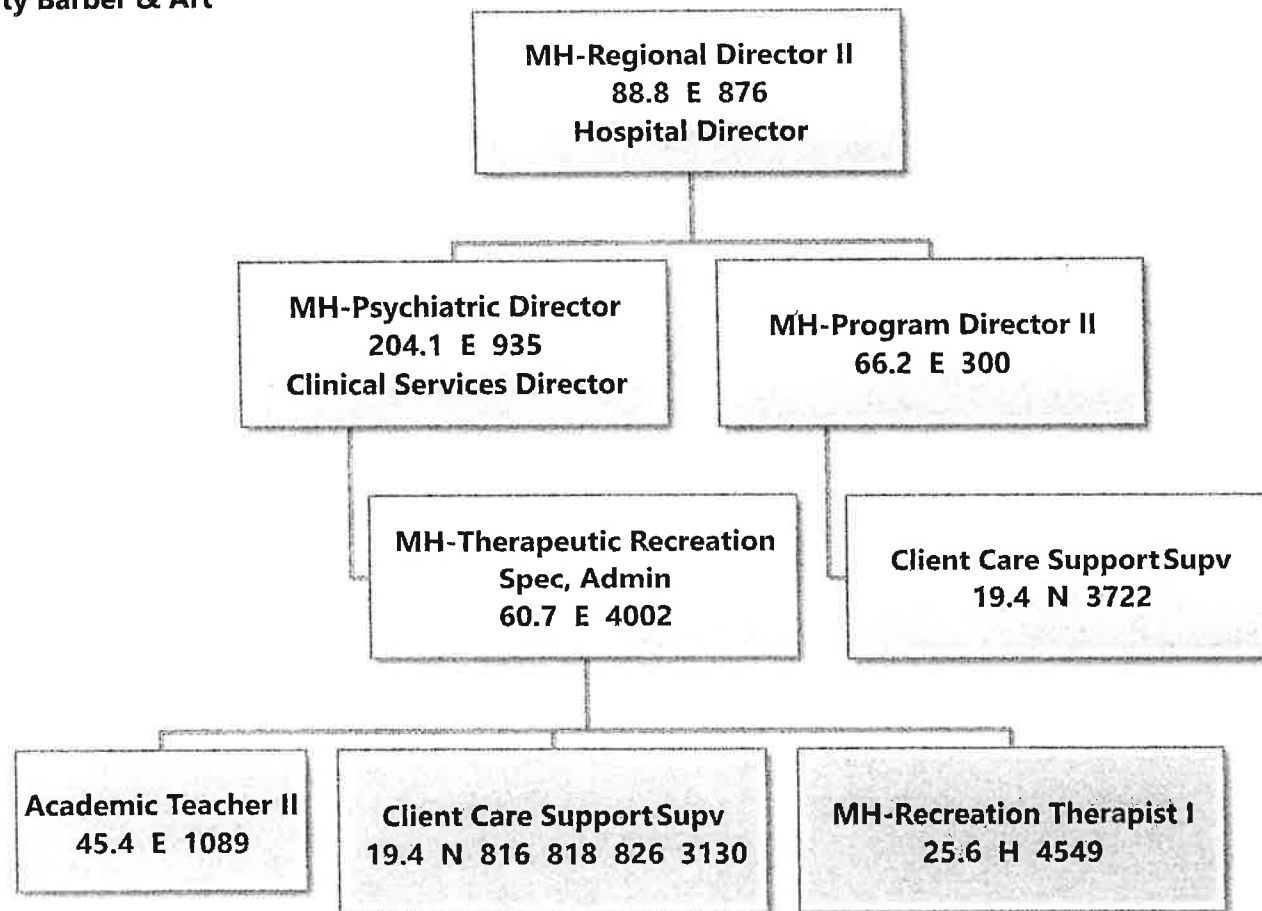
**Hospital Director**  
**Page 13 of 80**

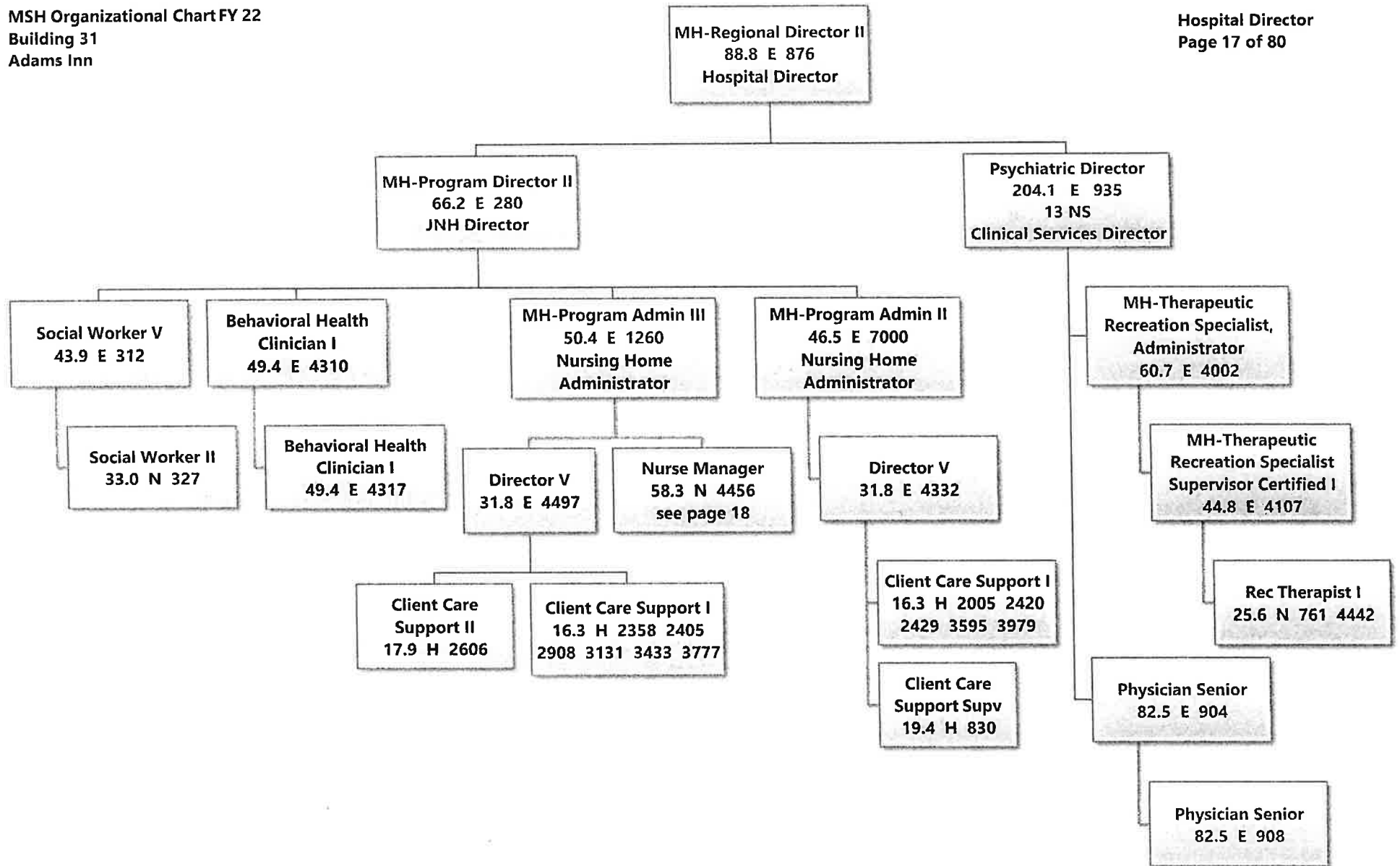


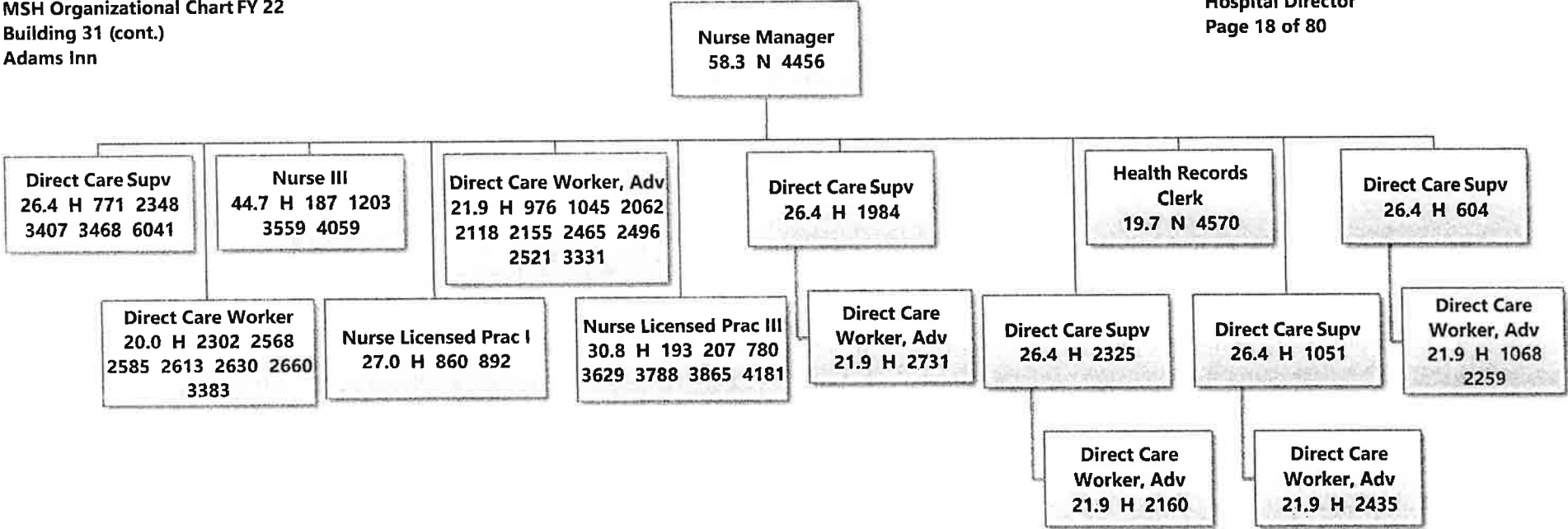


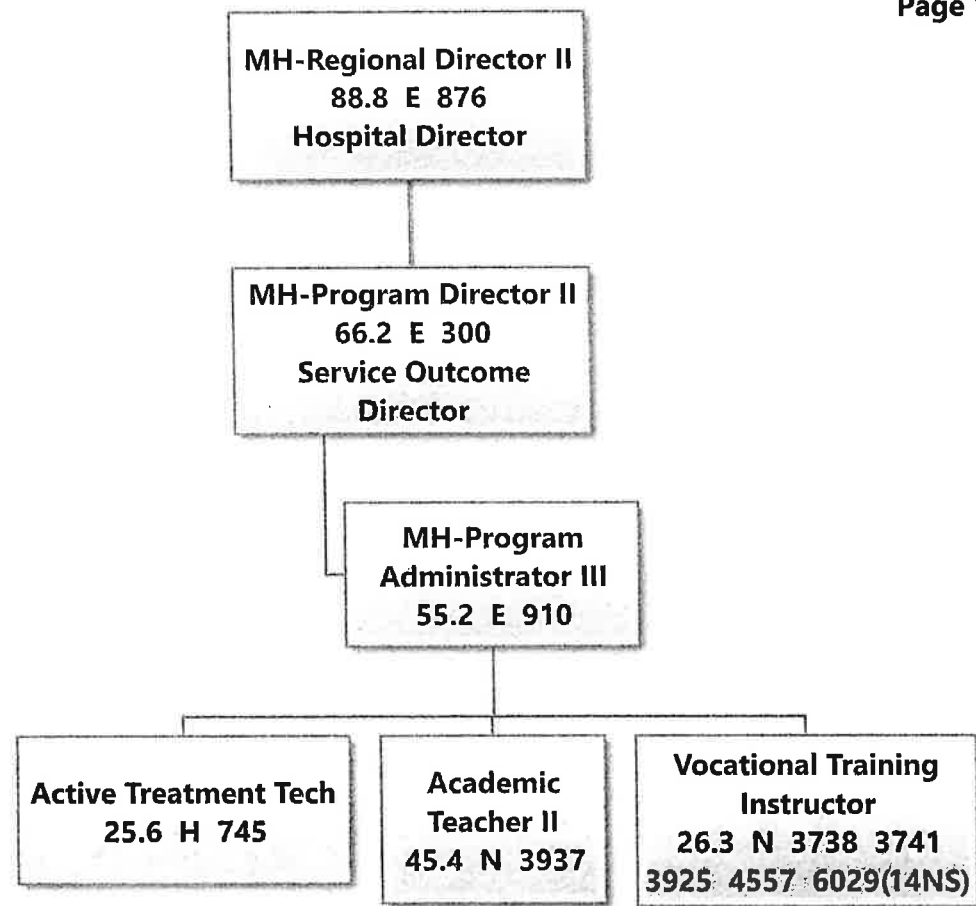


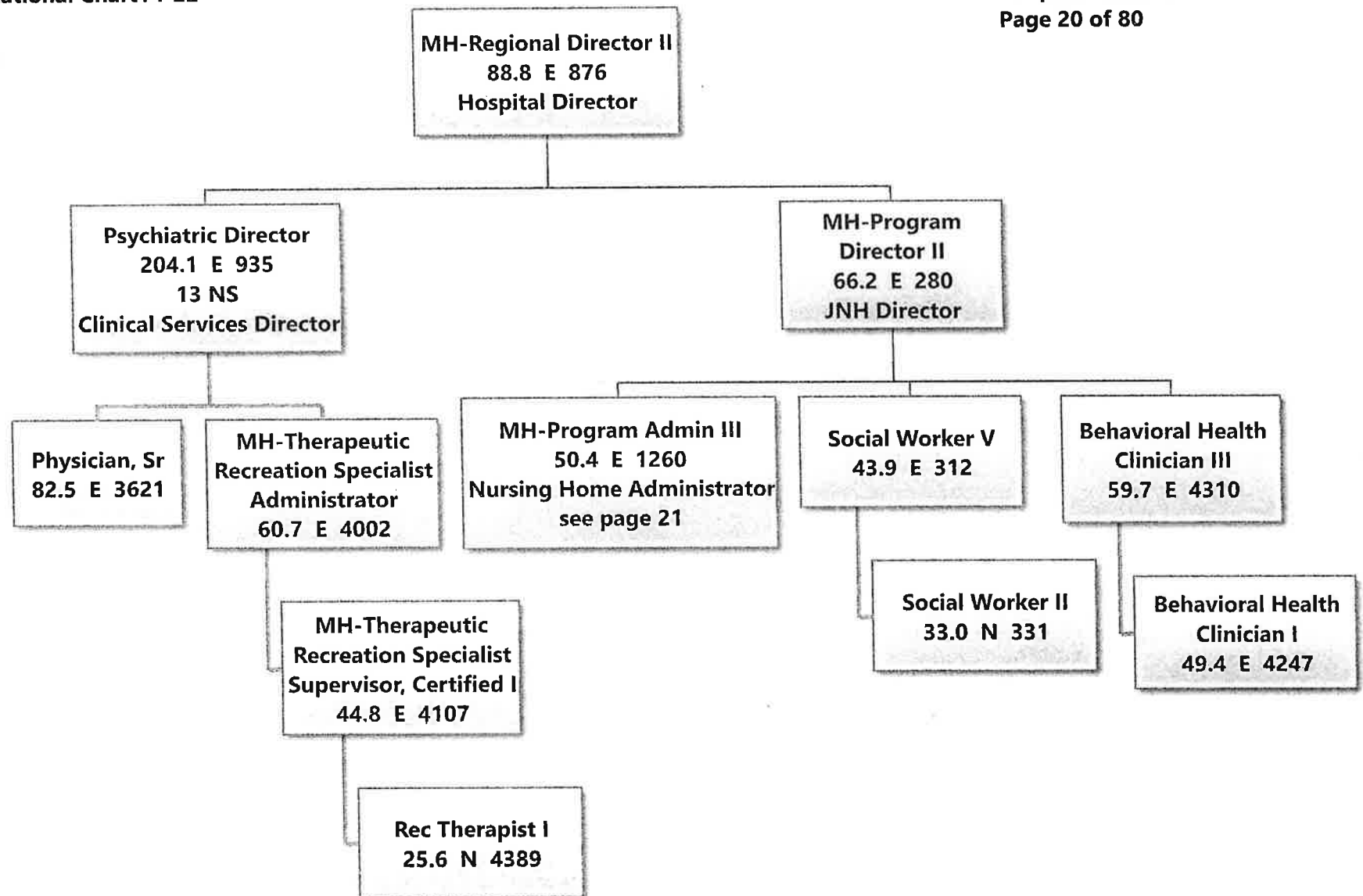


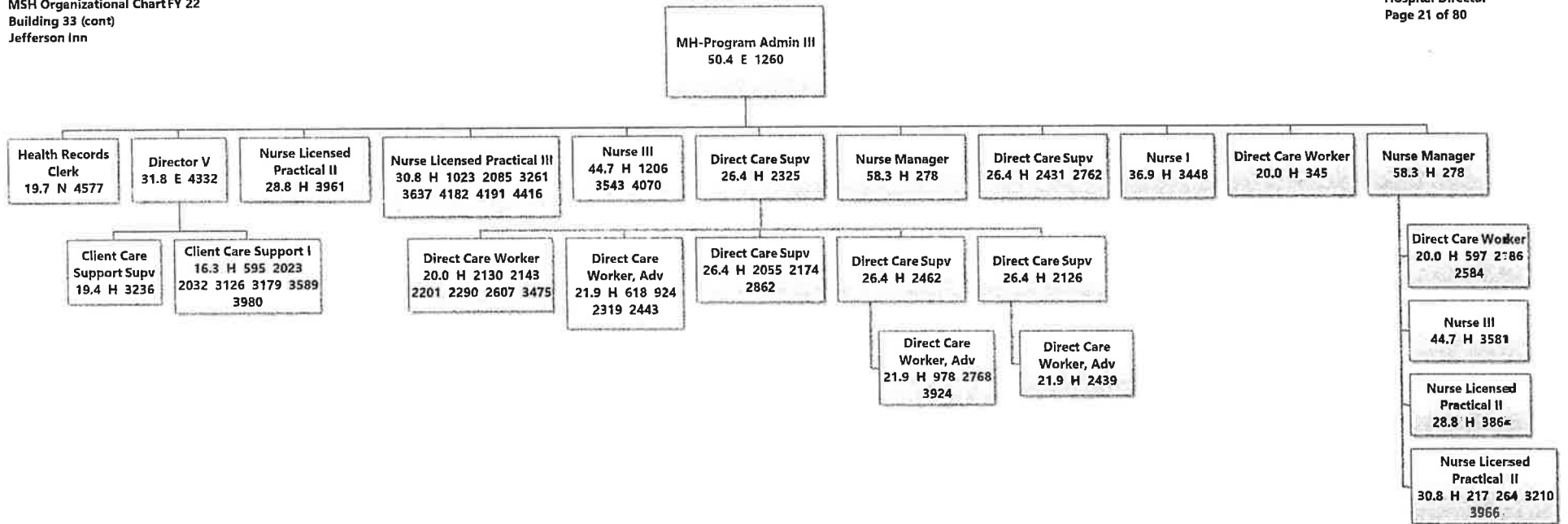


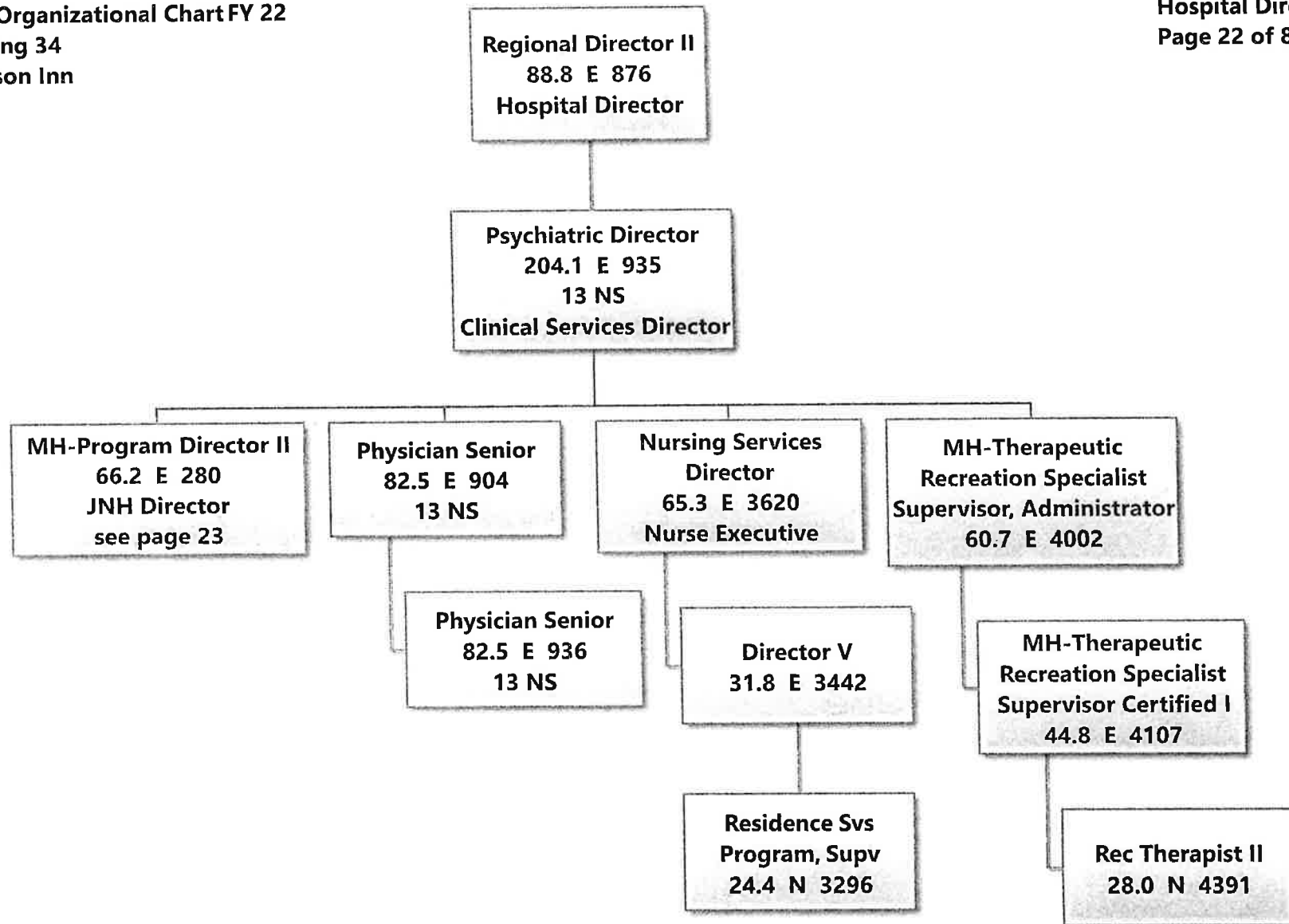


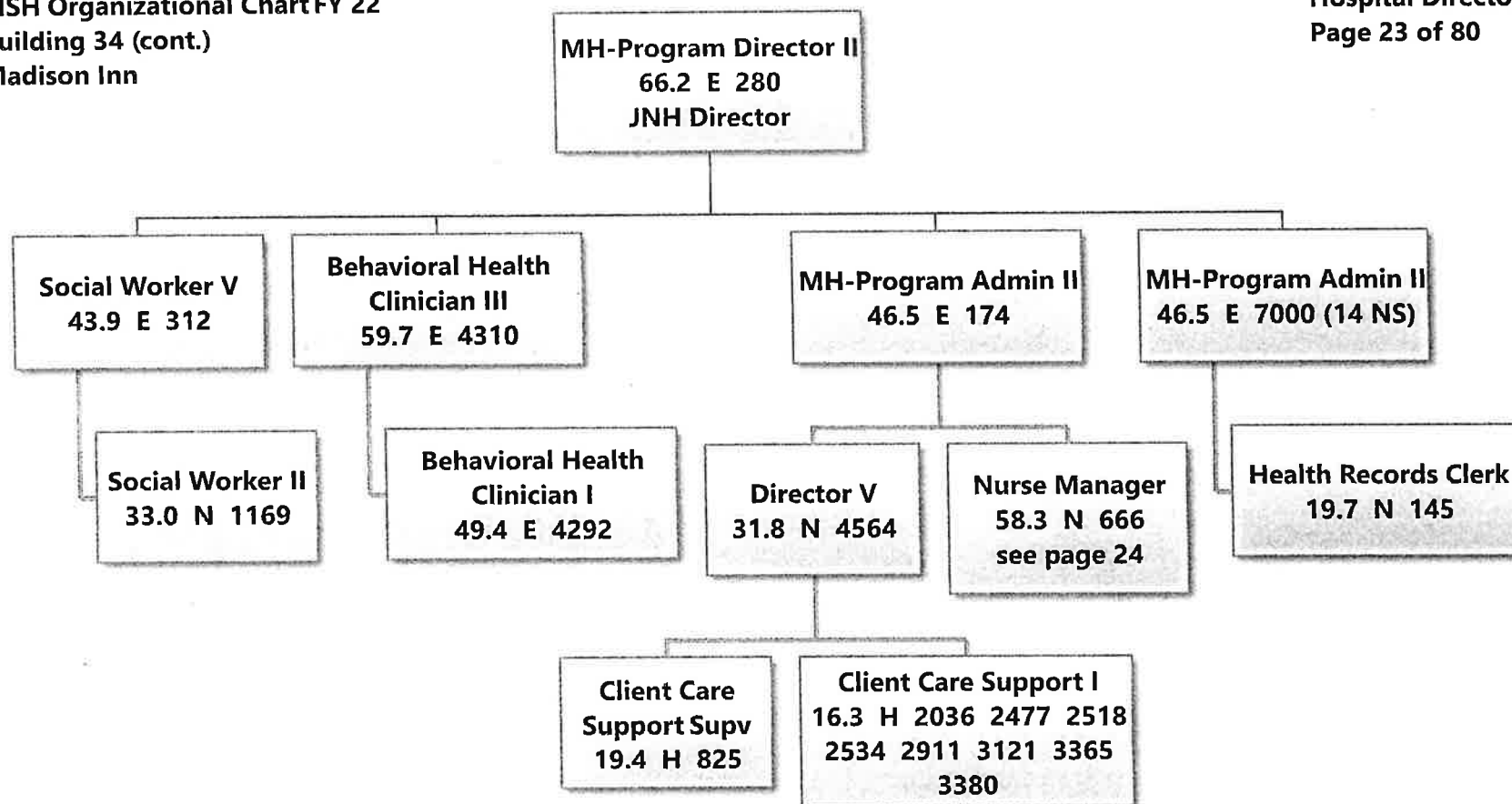




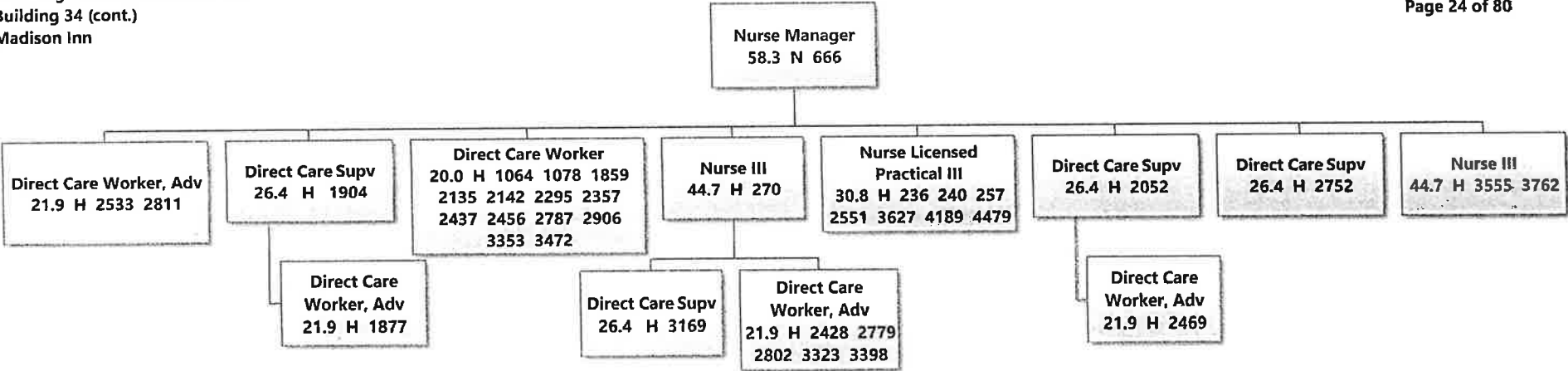


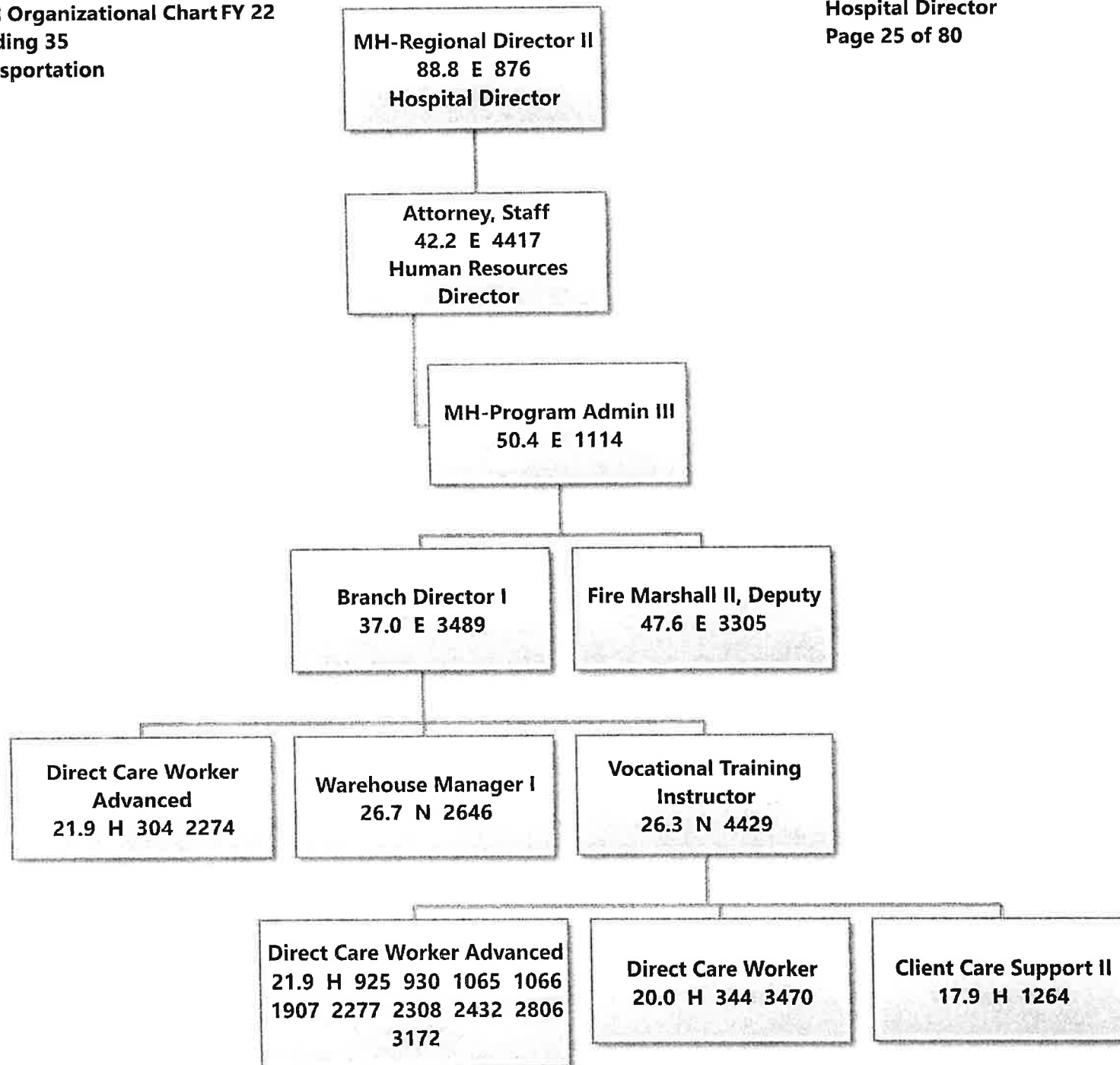


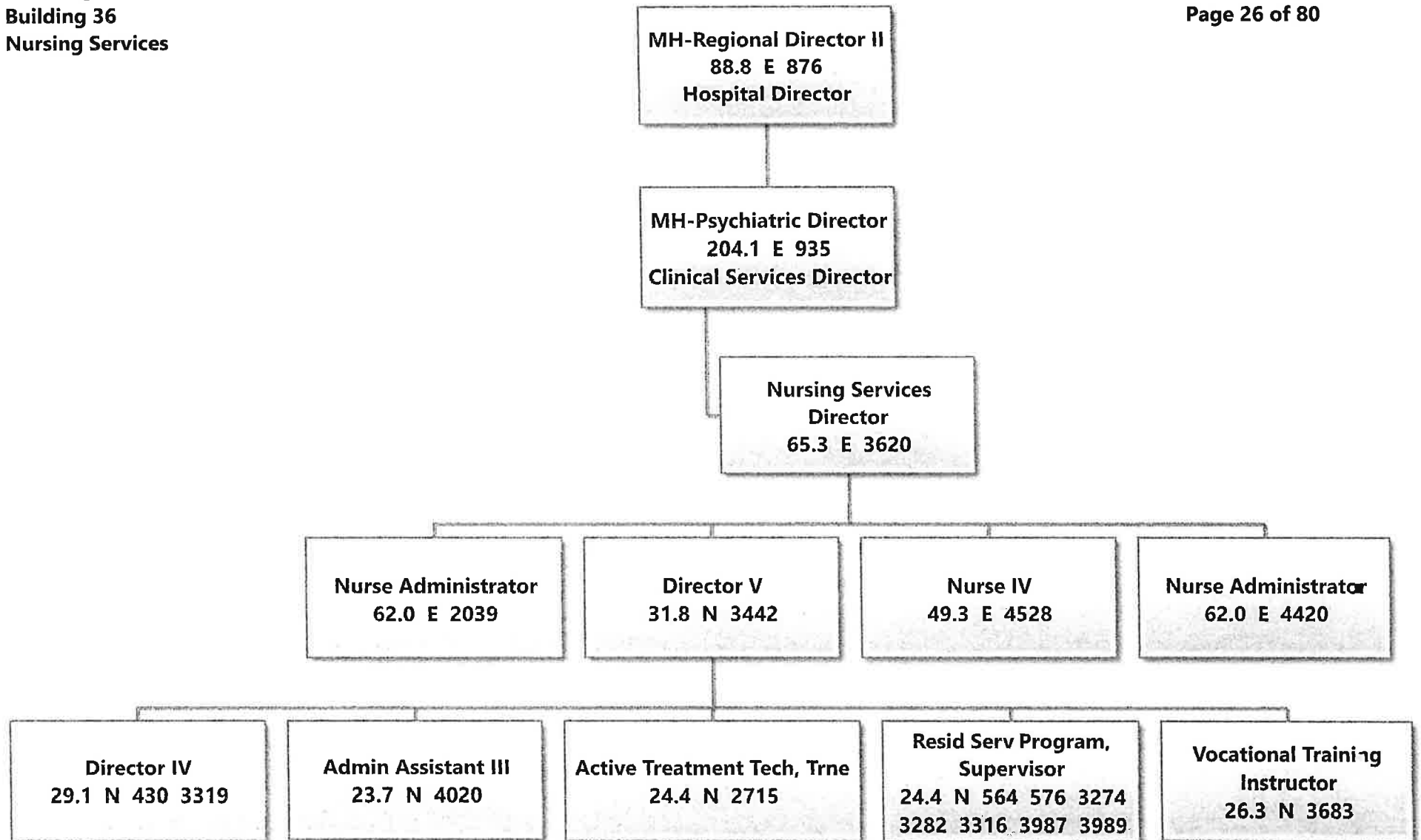


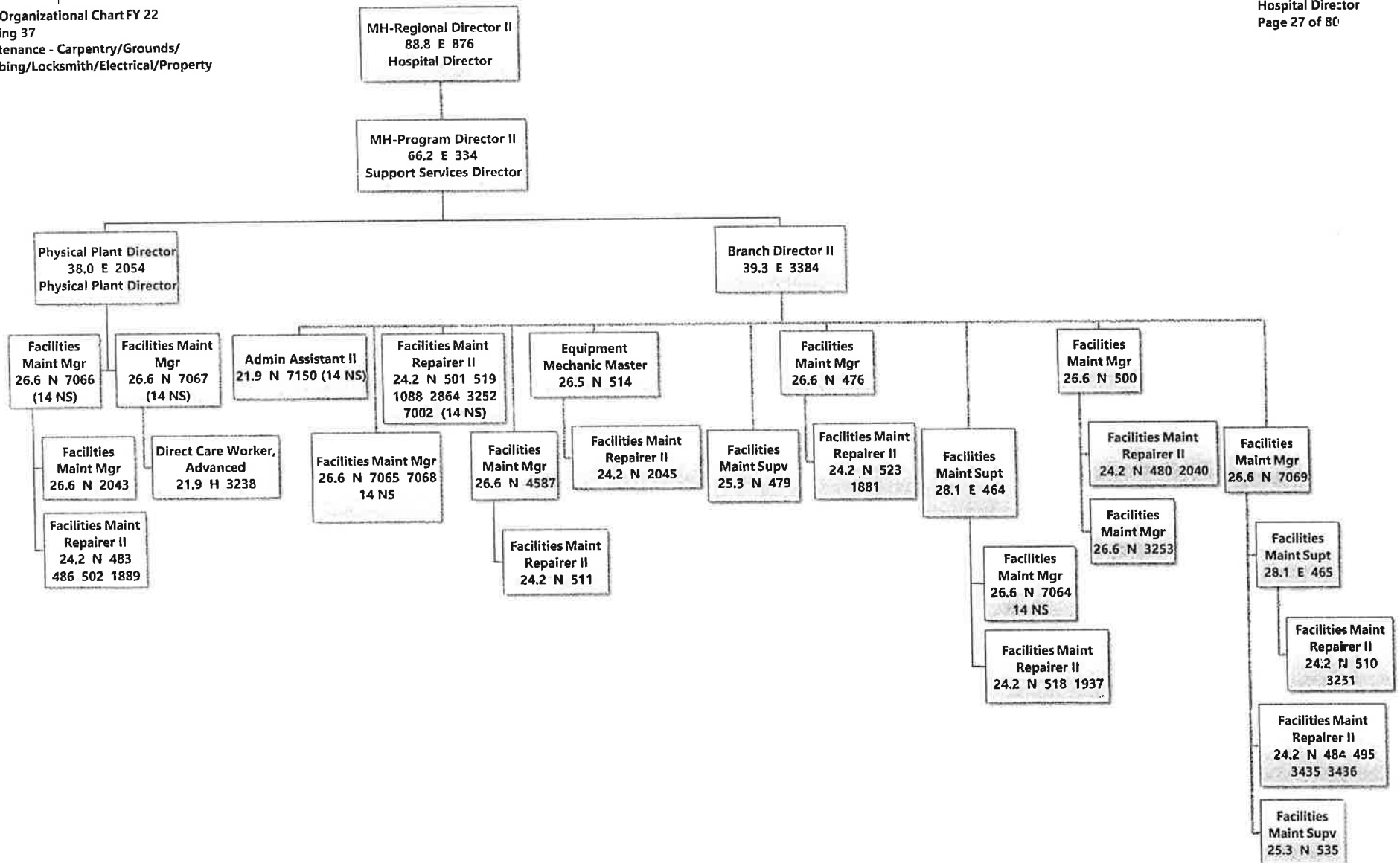


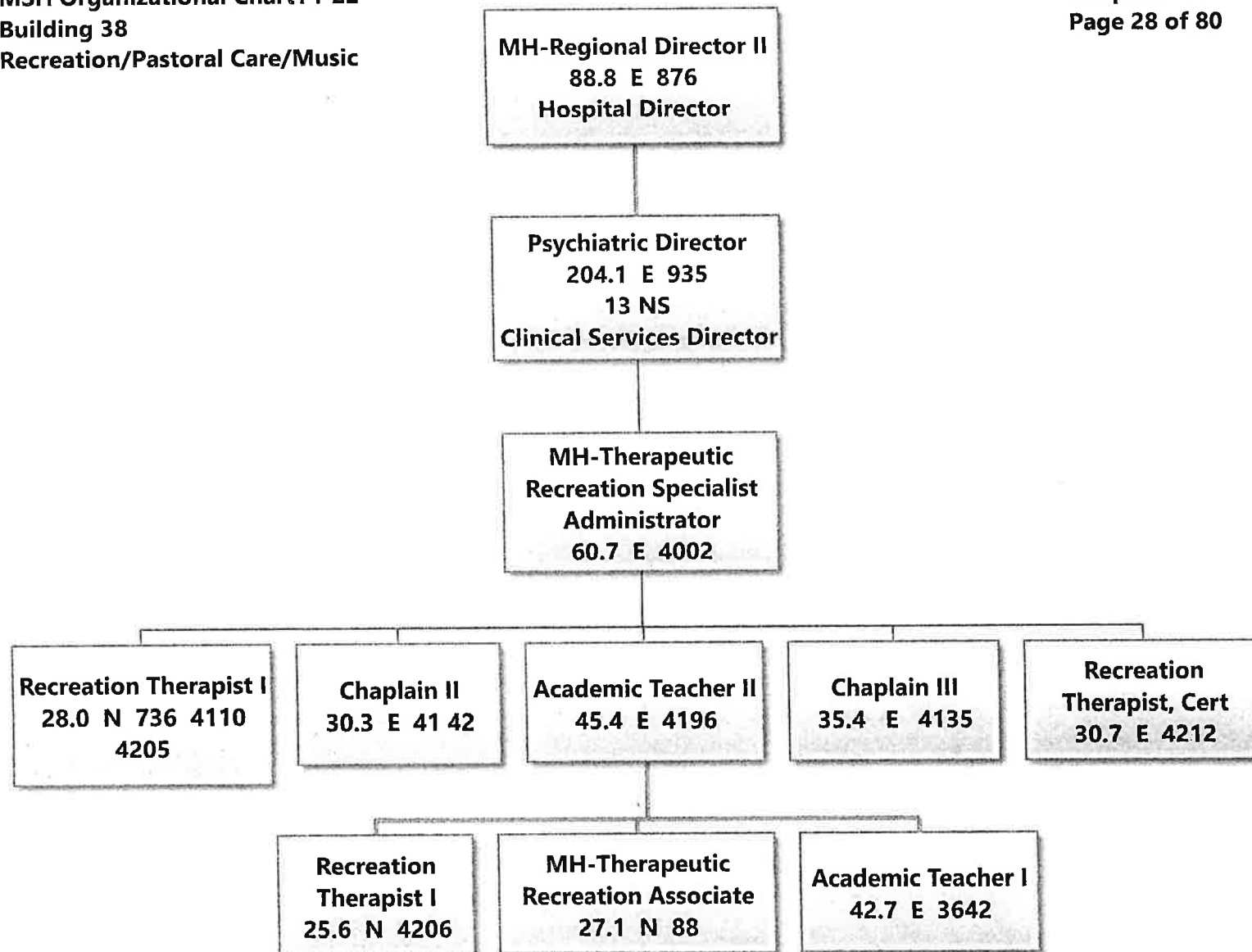


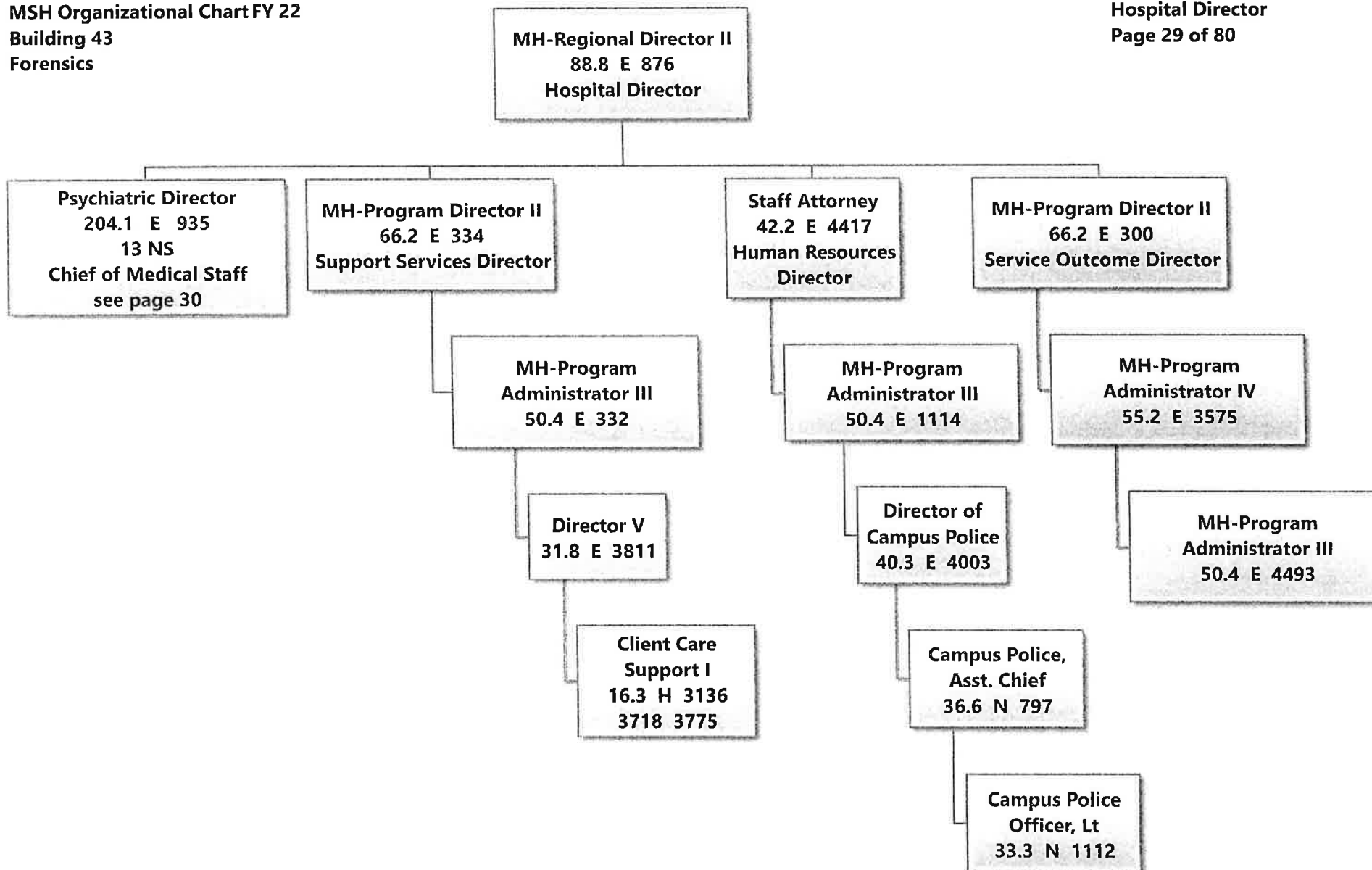


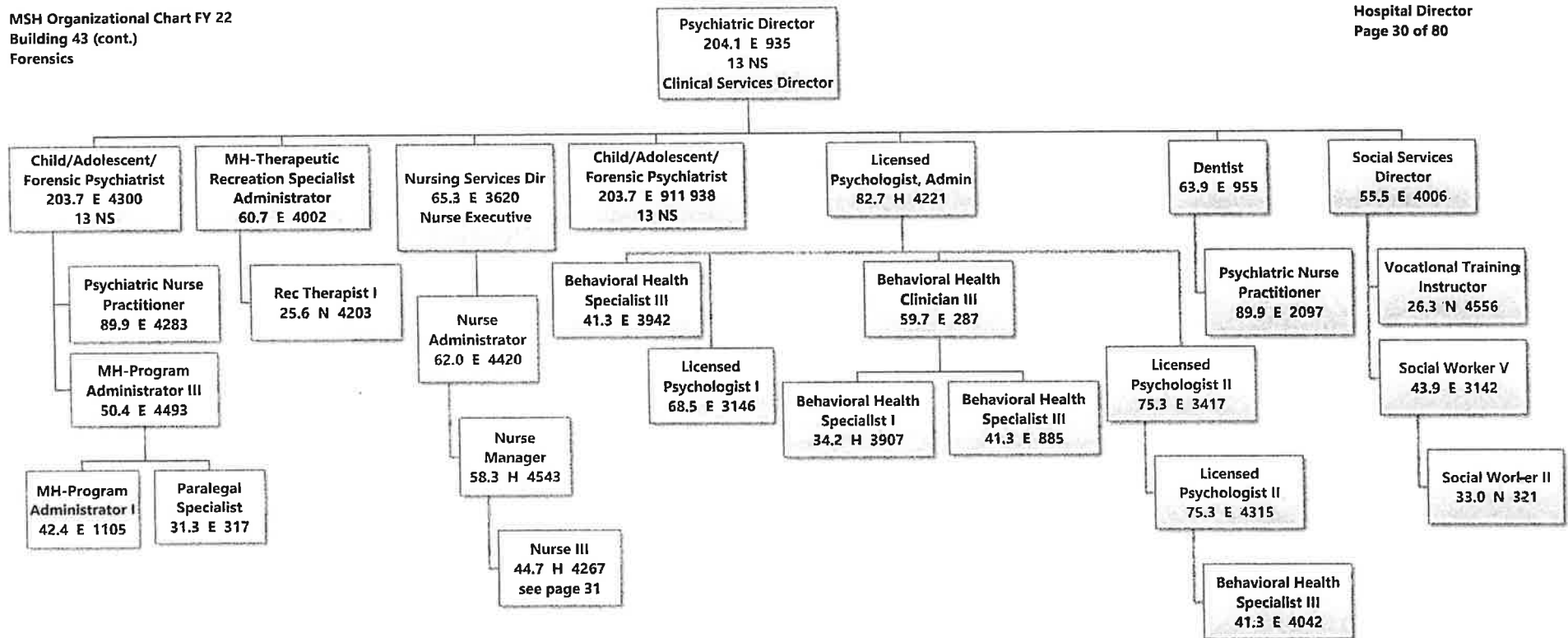


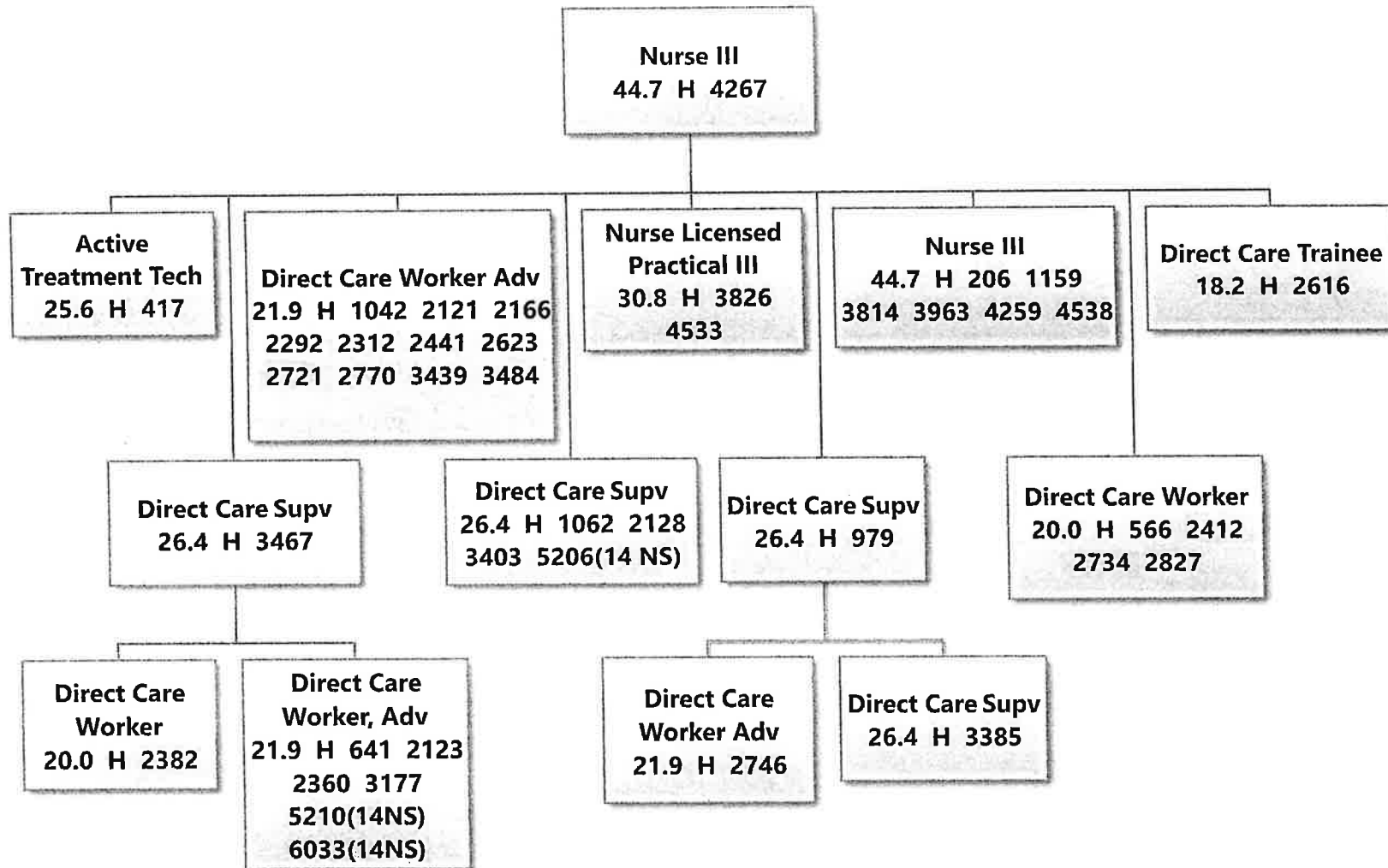




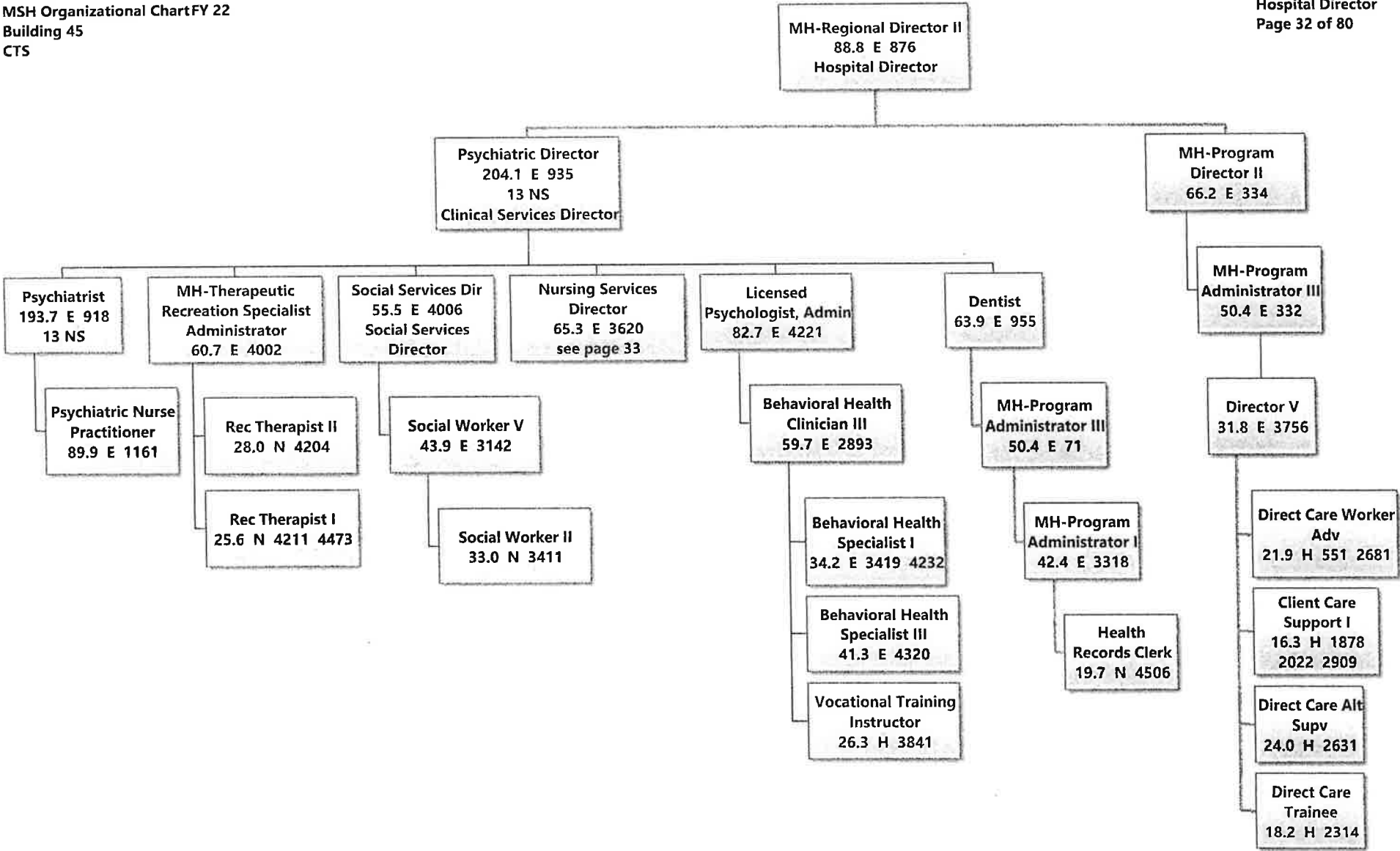


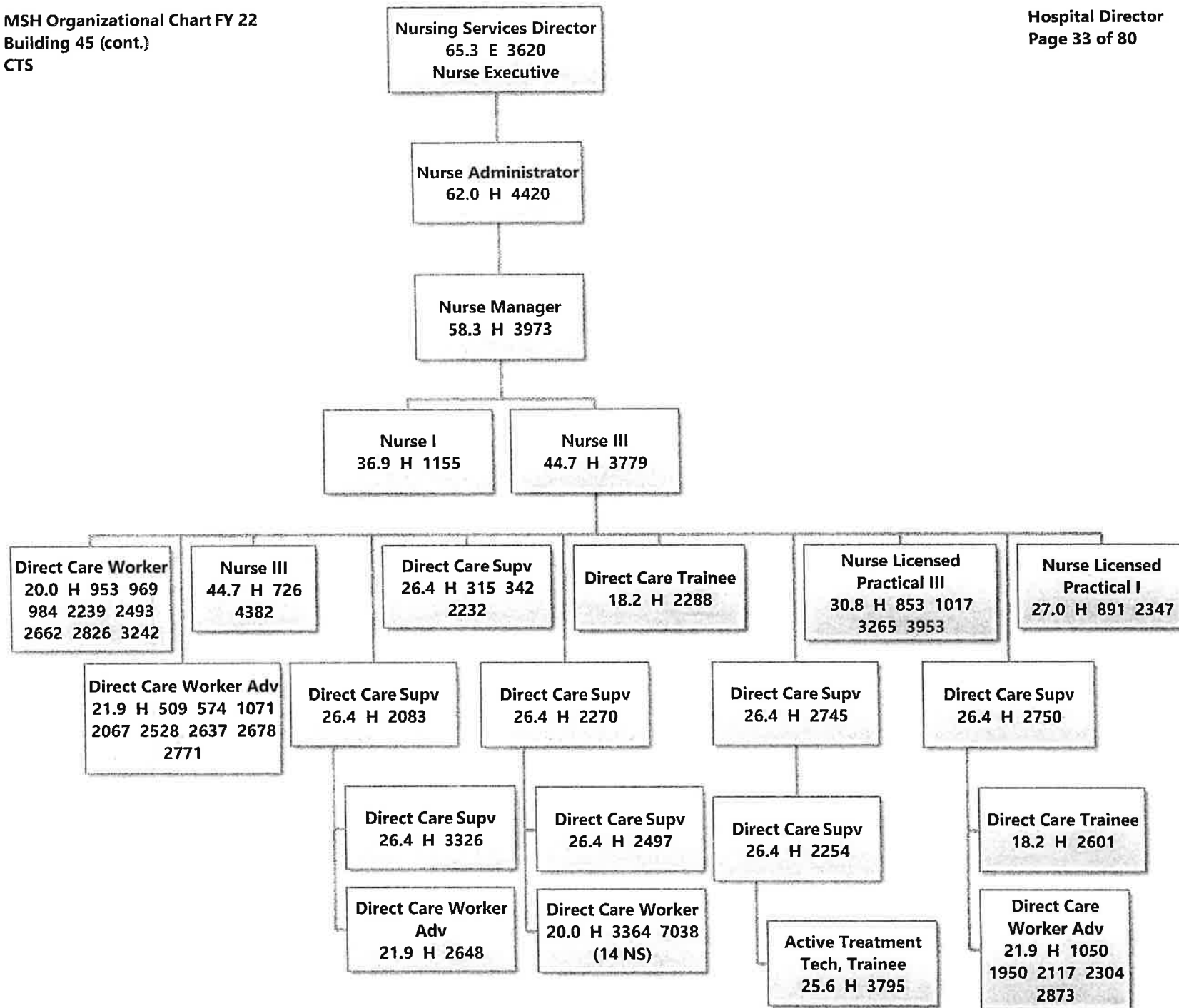


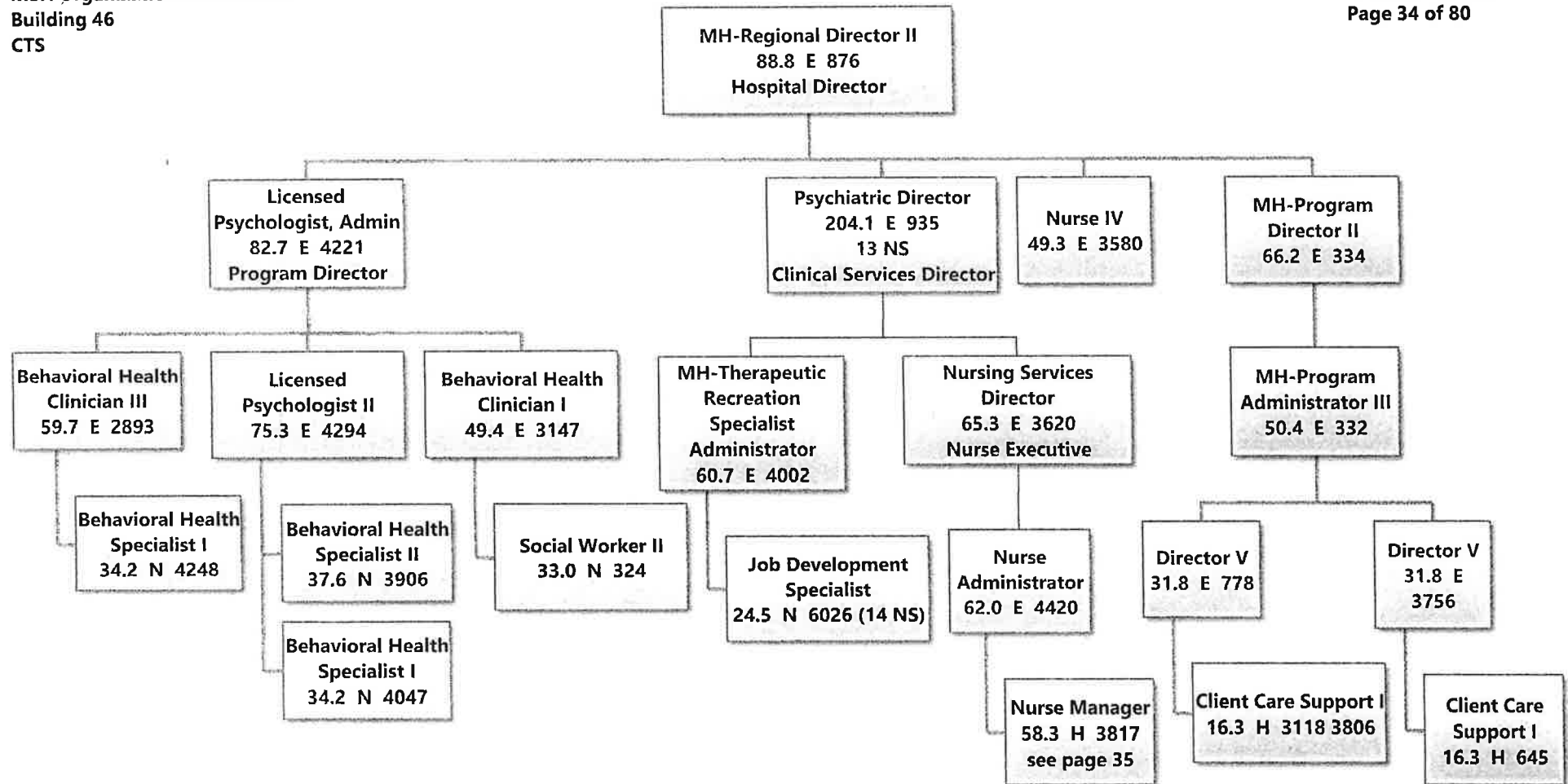


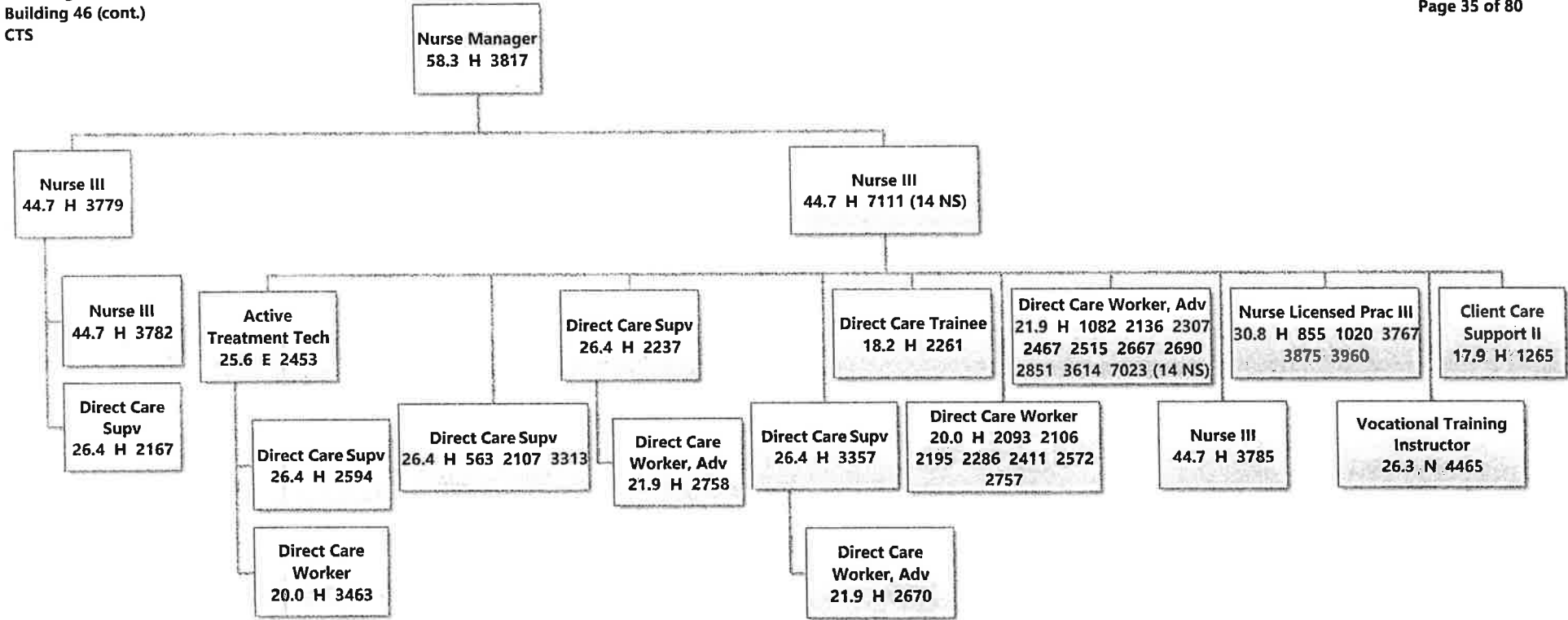


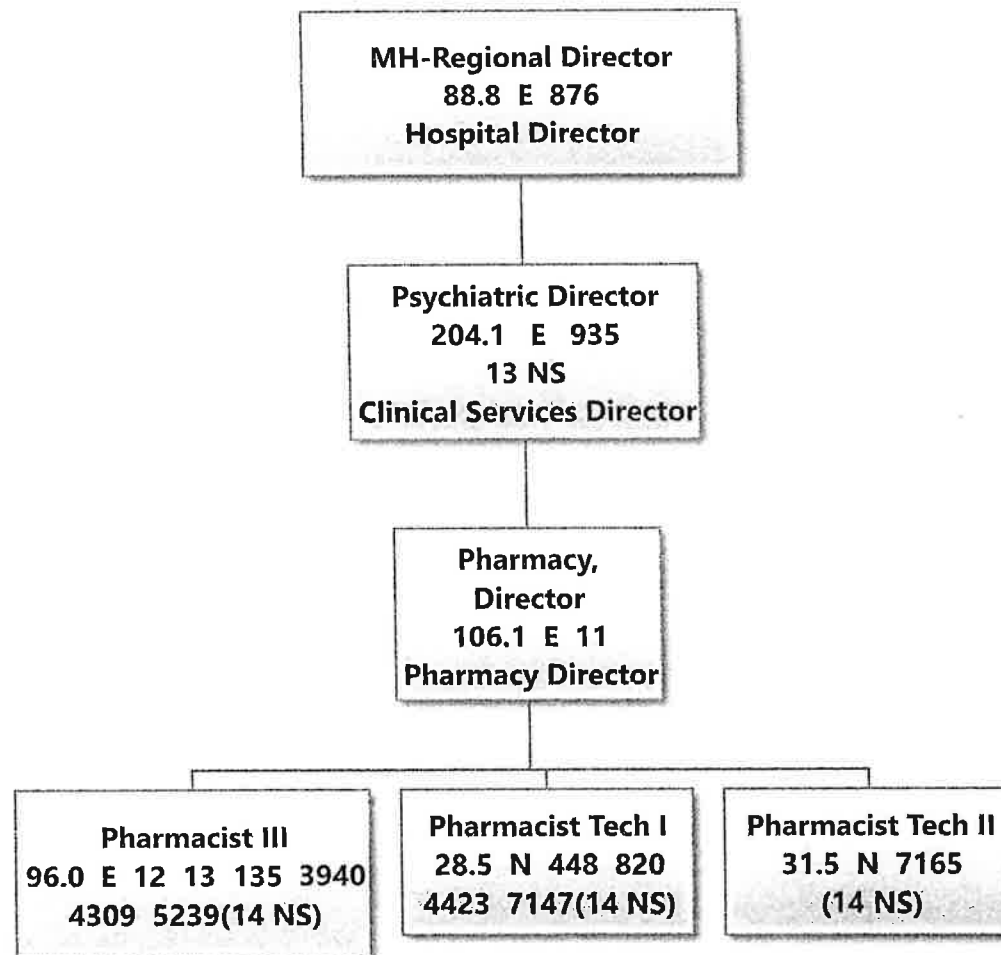


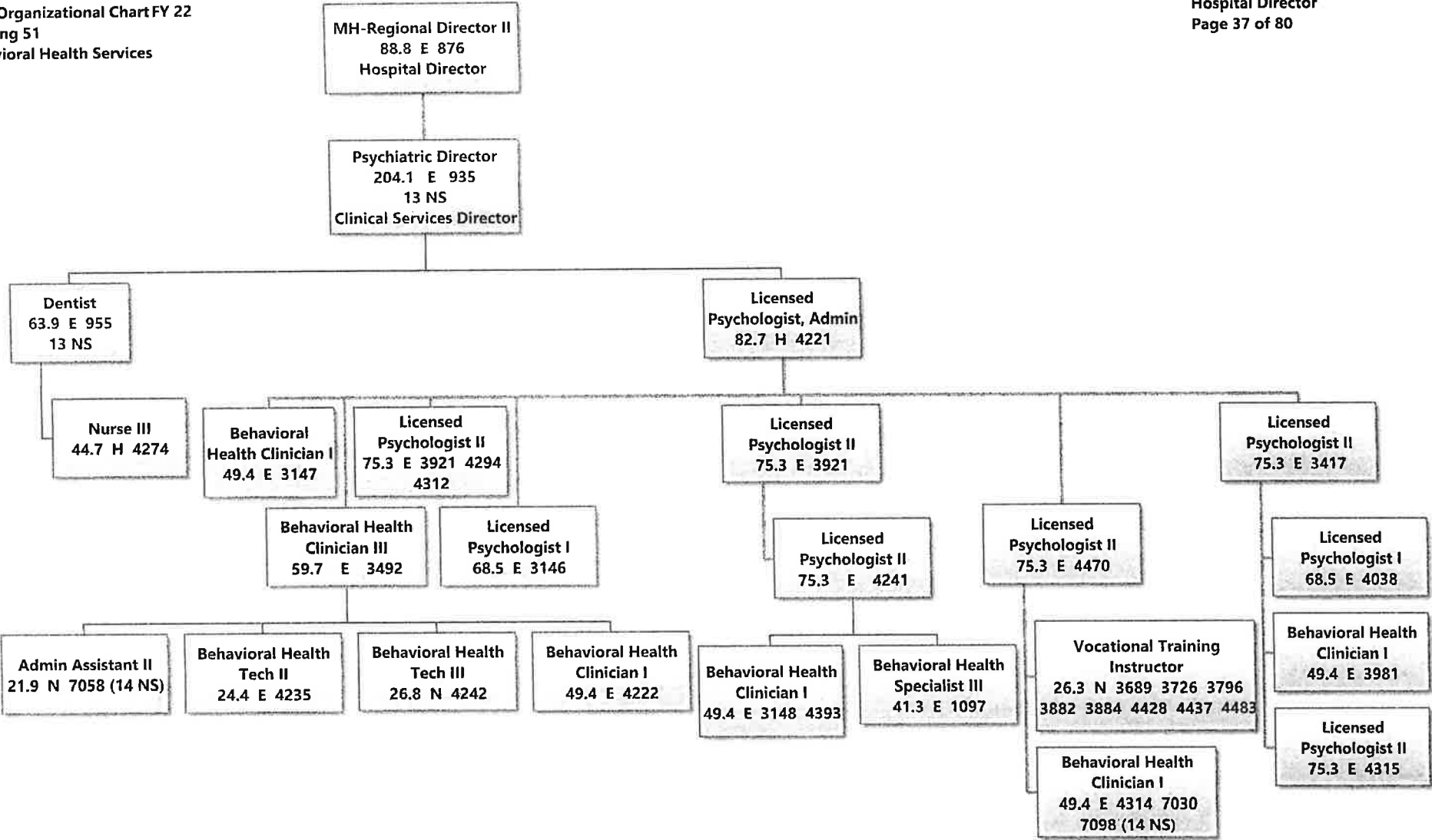


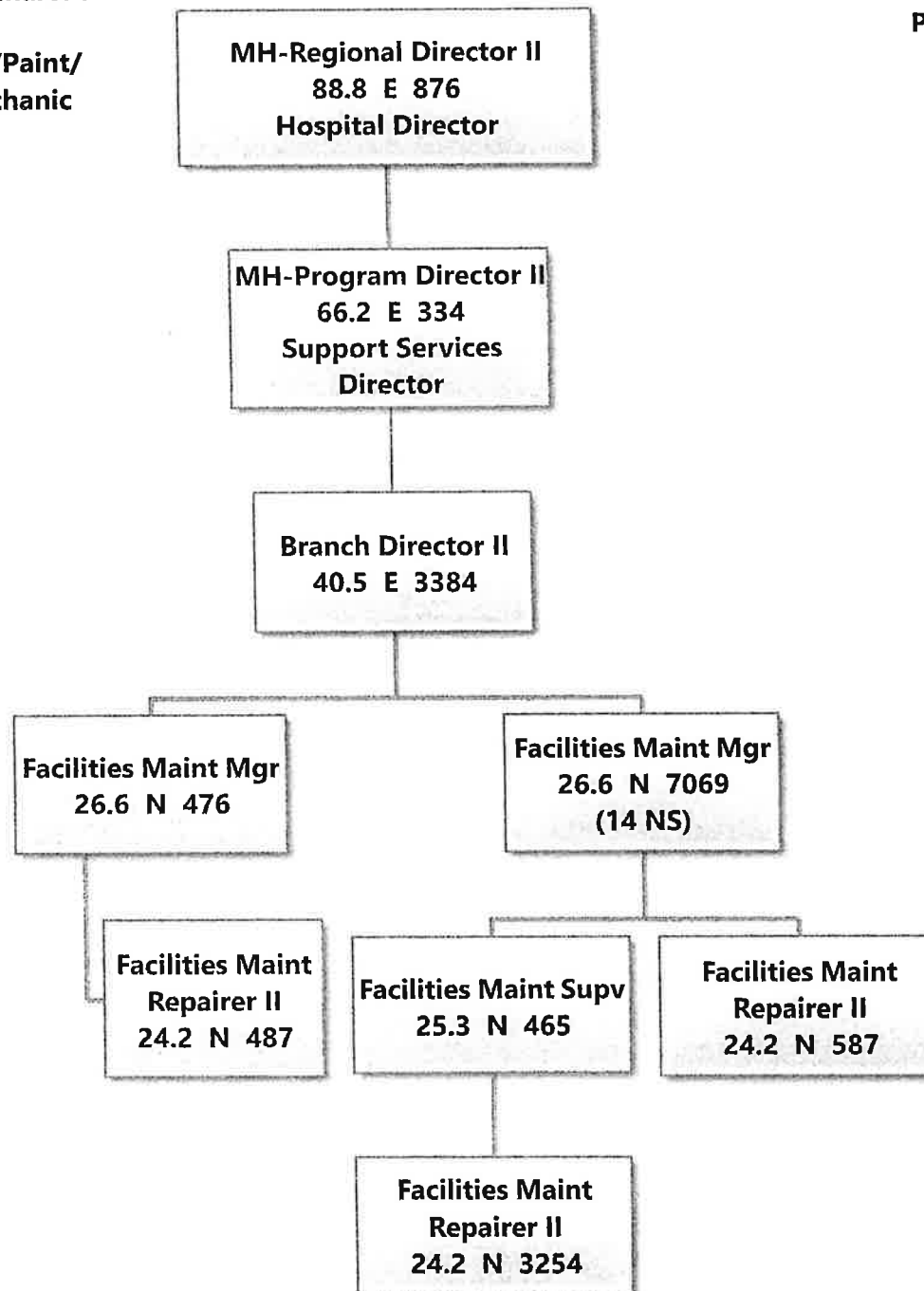


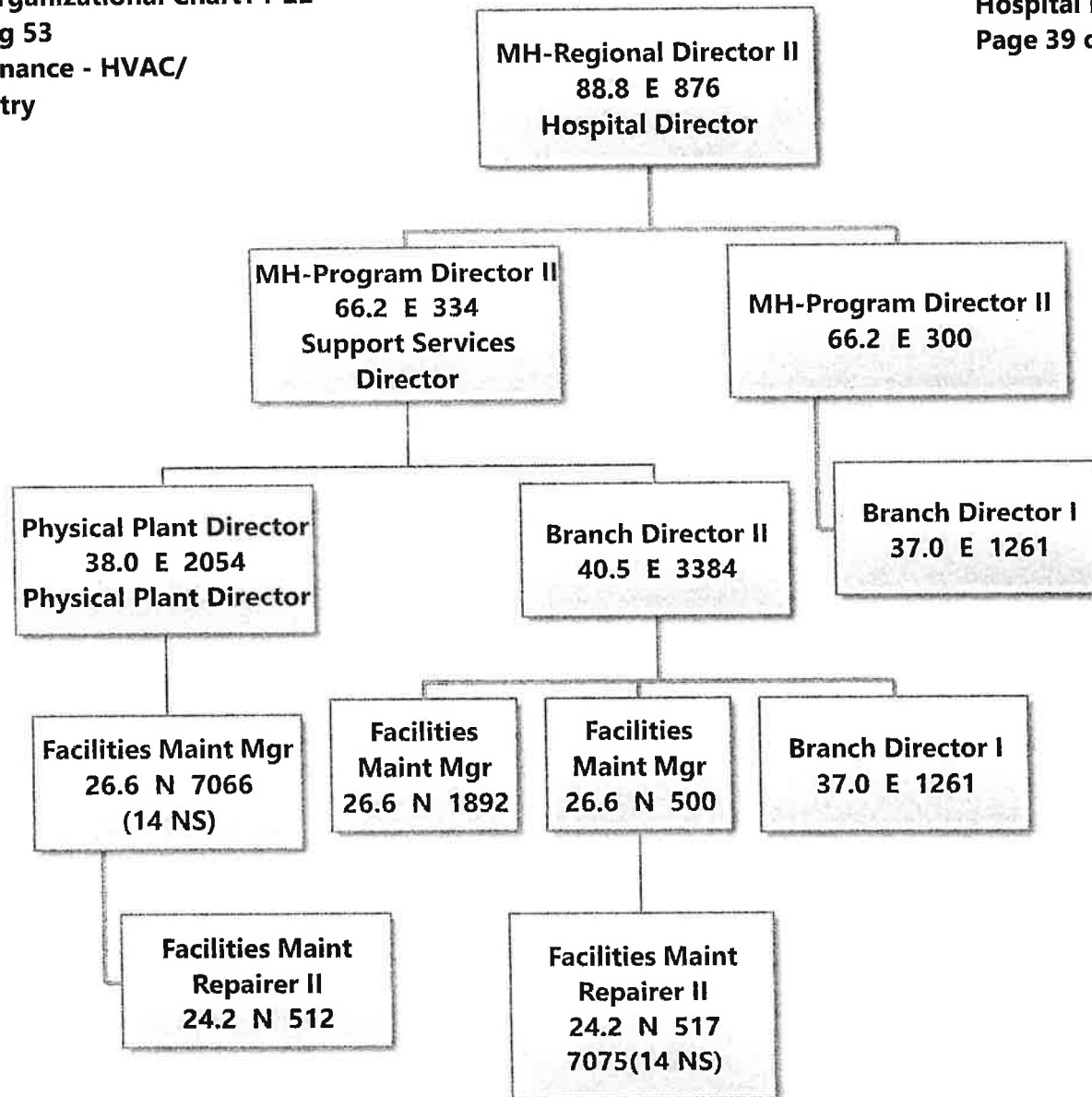




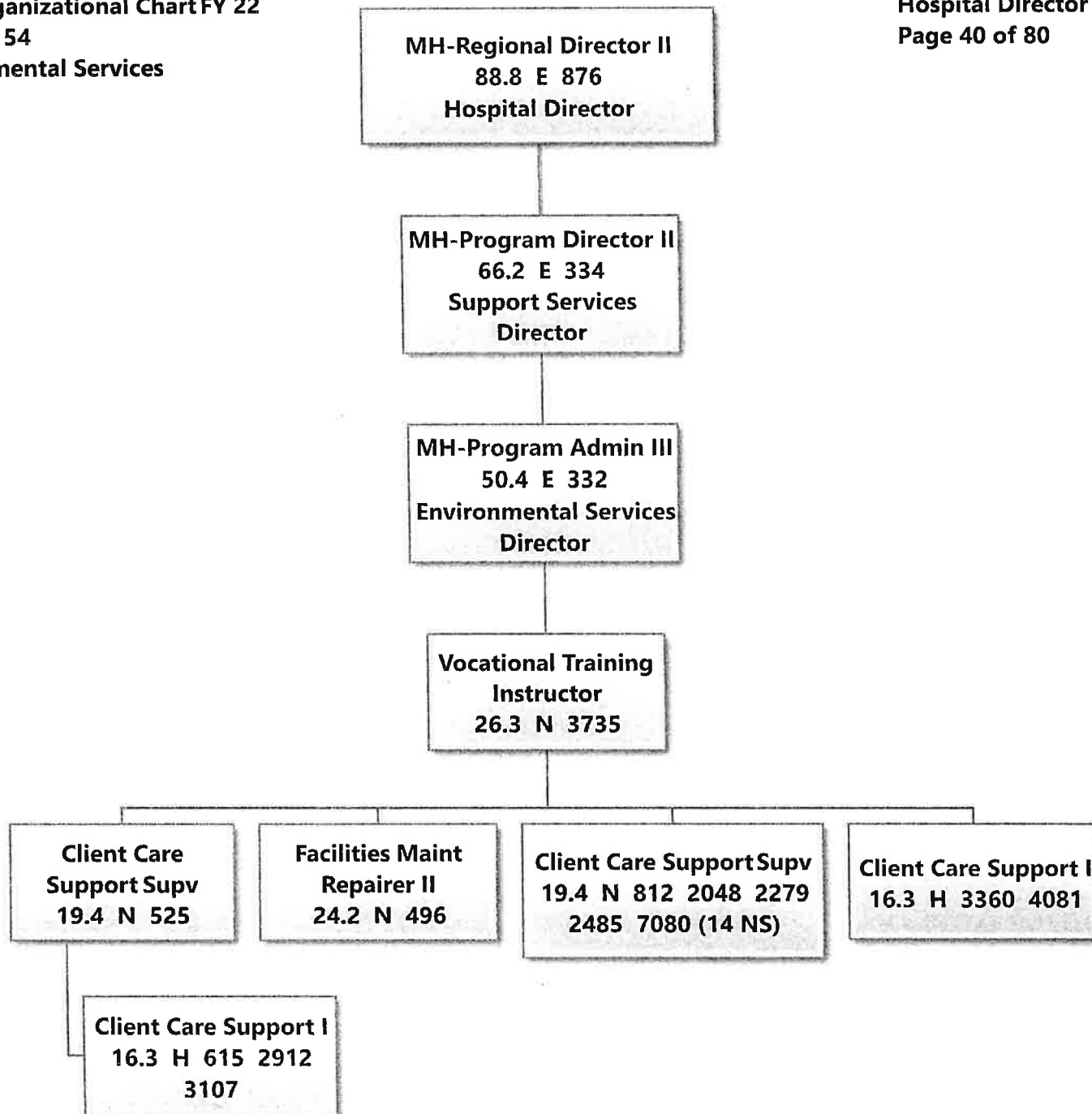


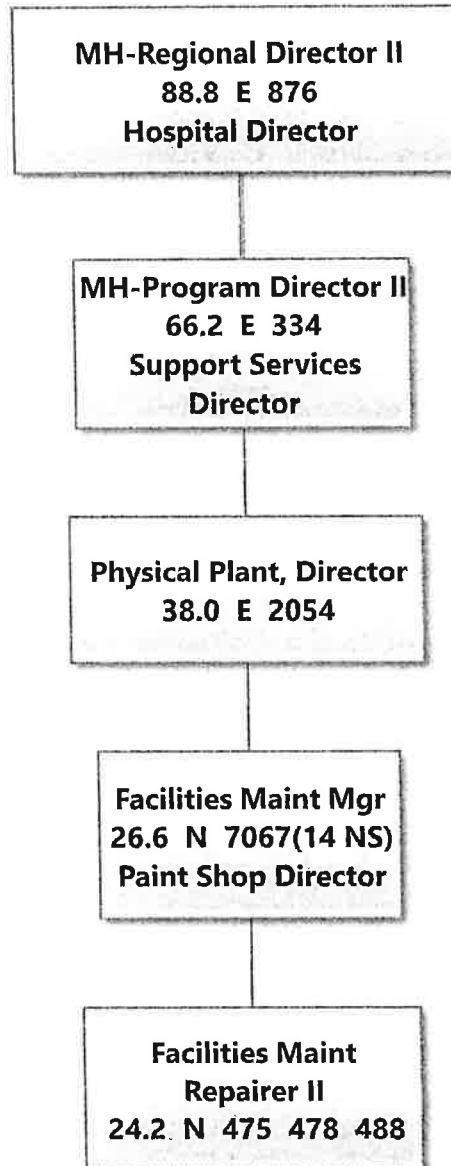


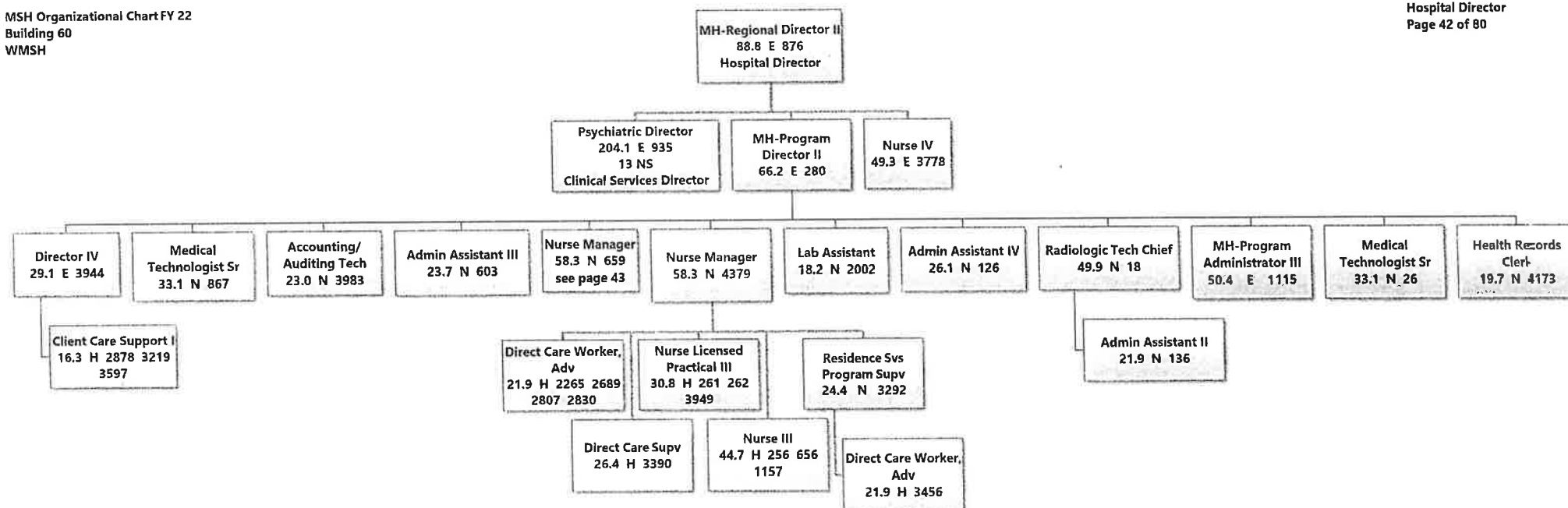


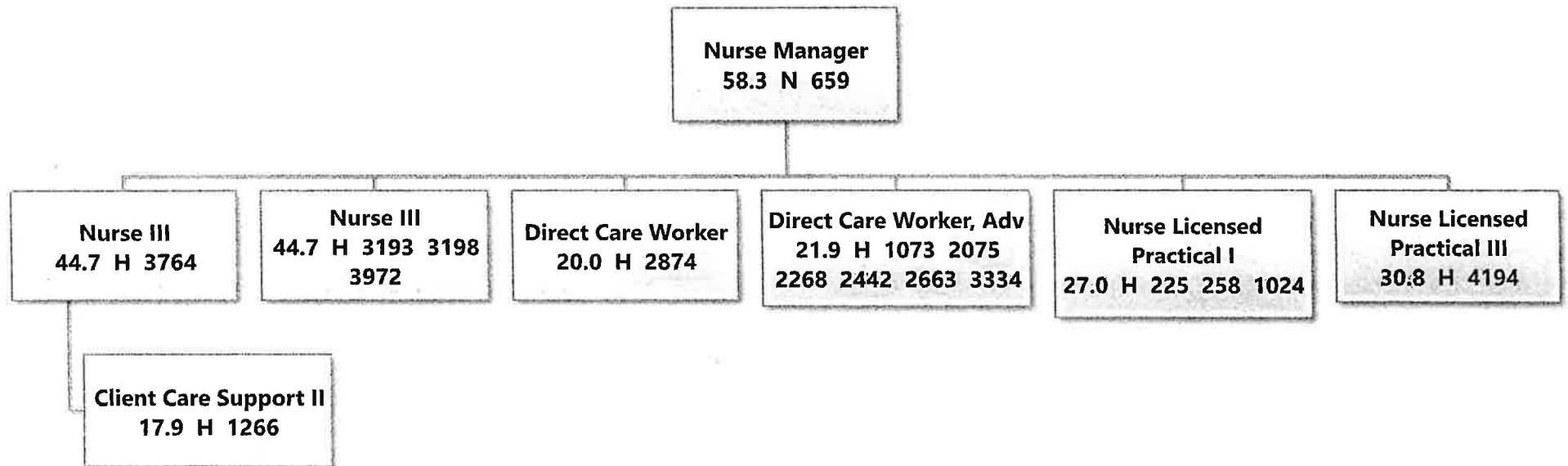


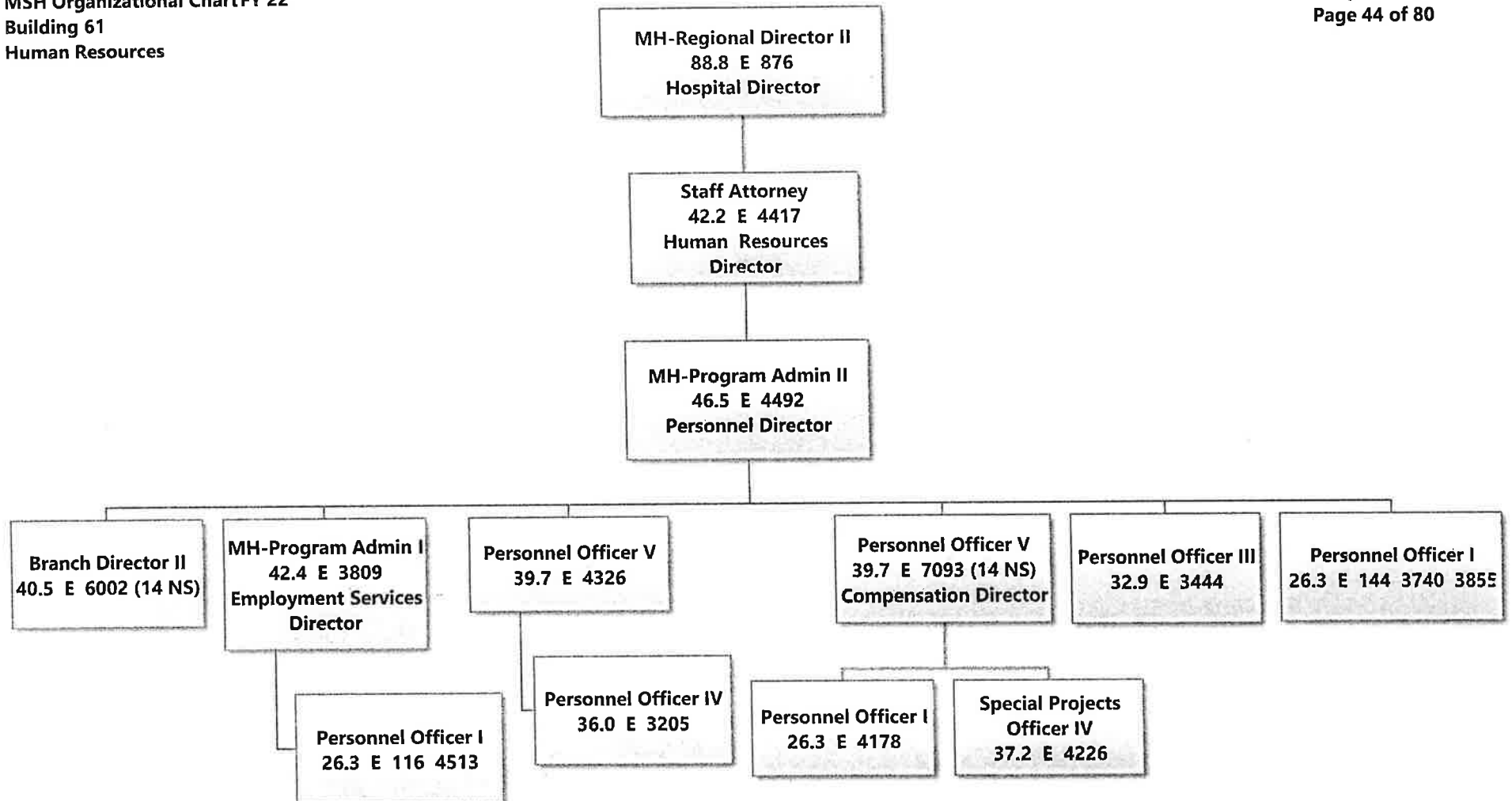


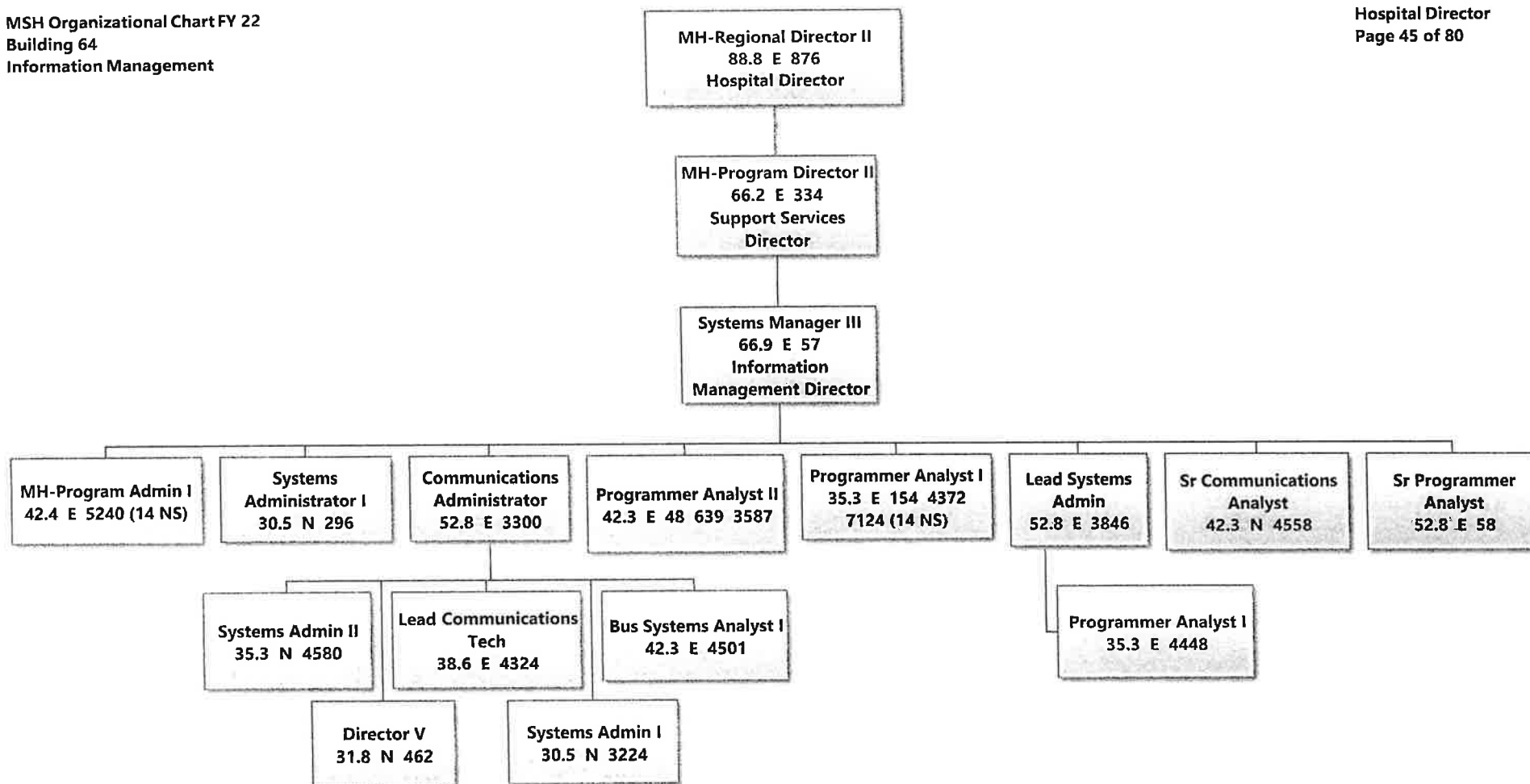


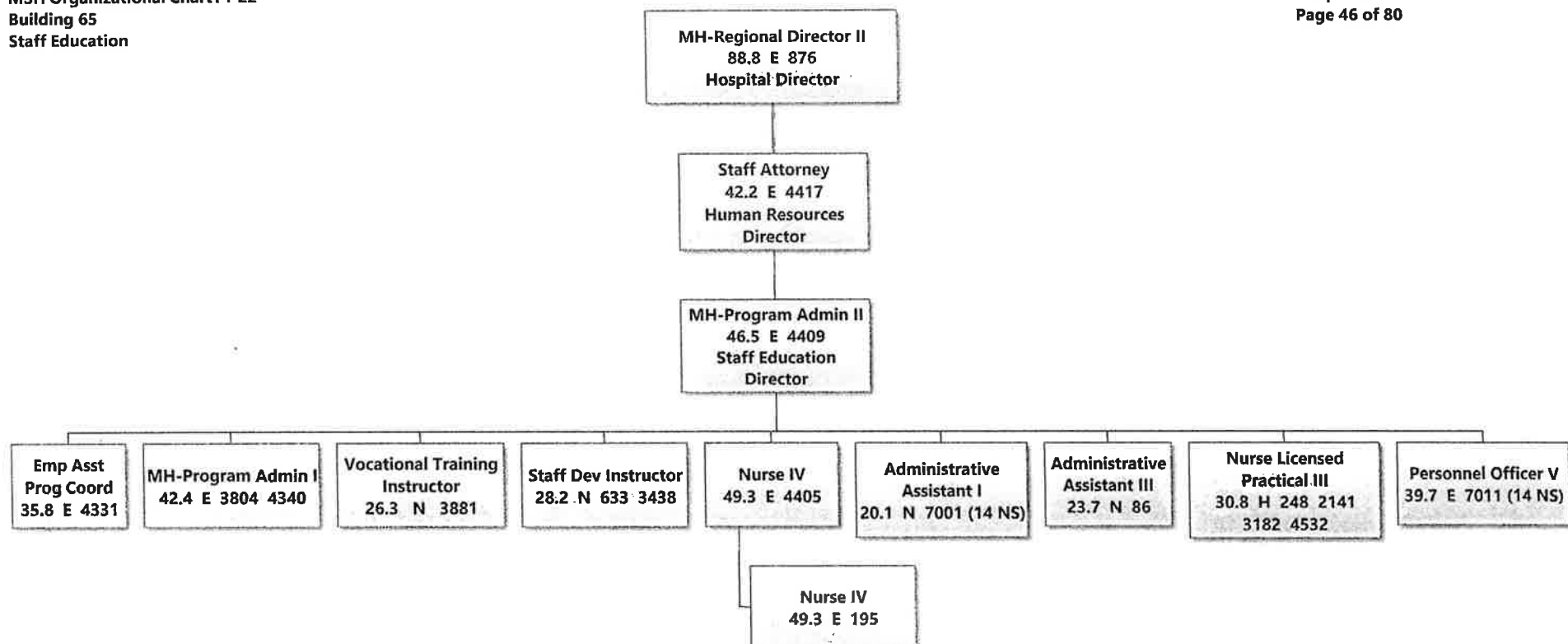


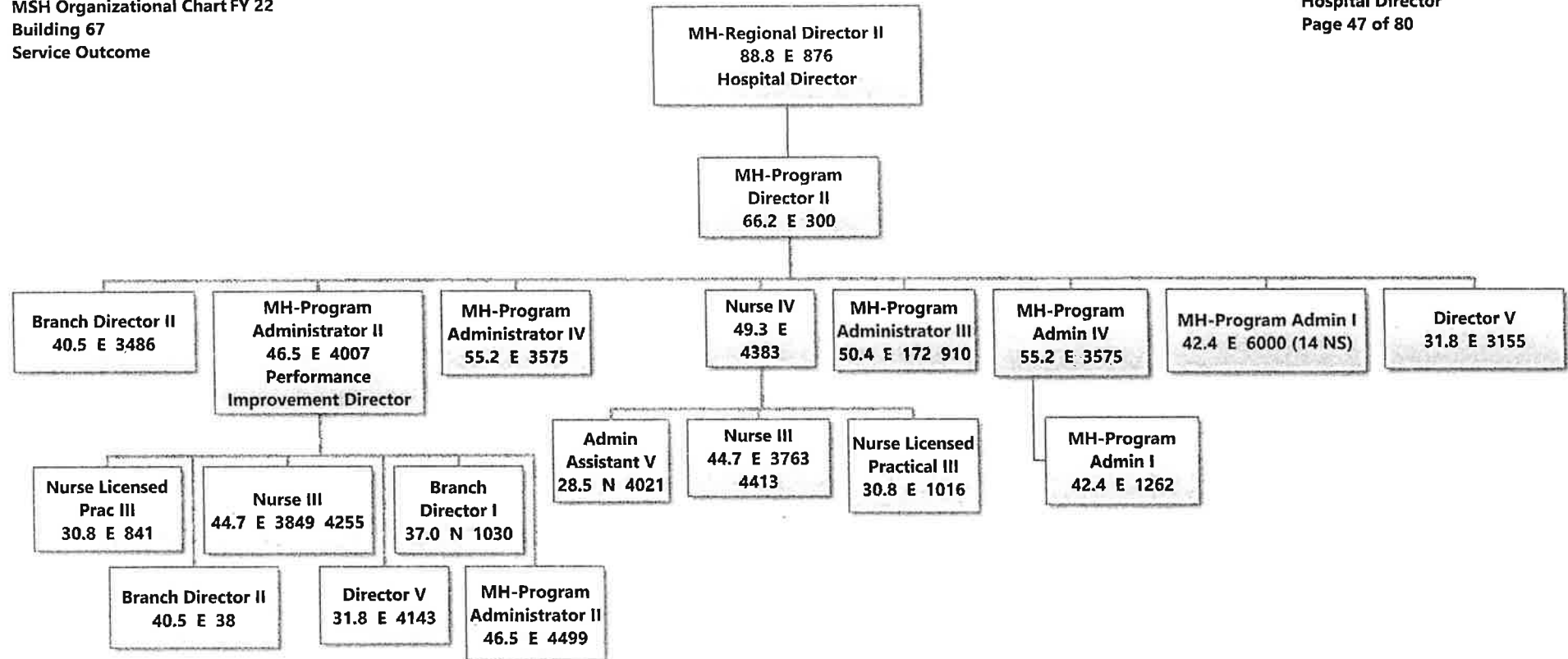




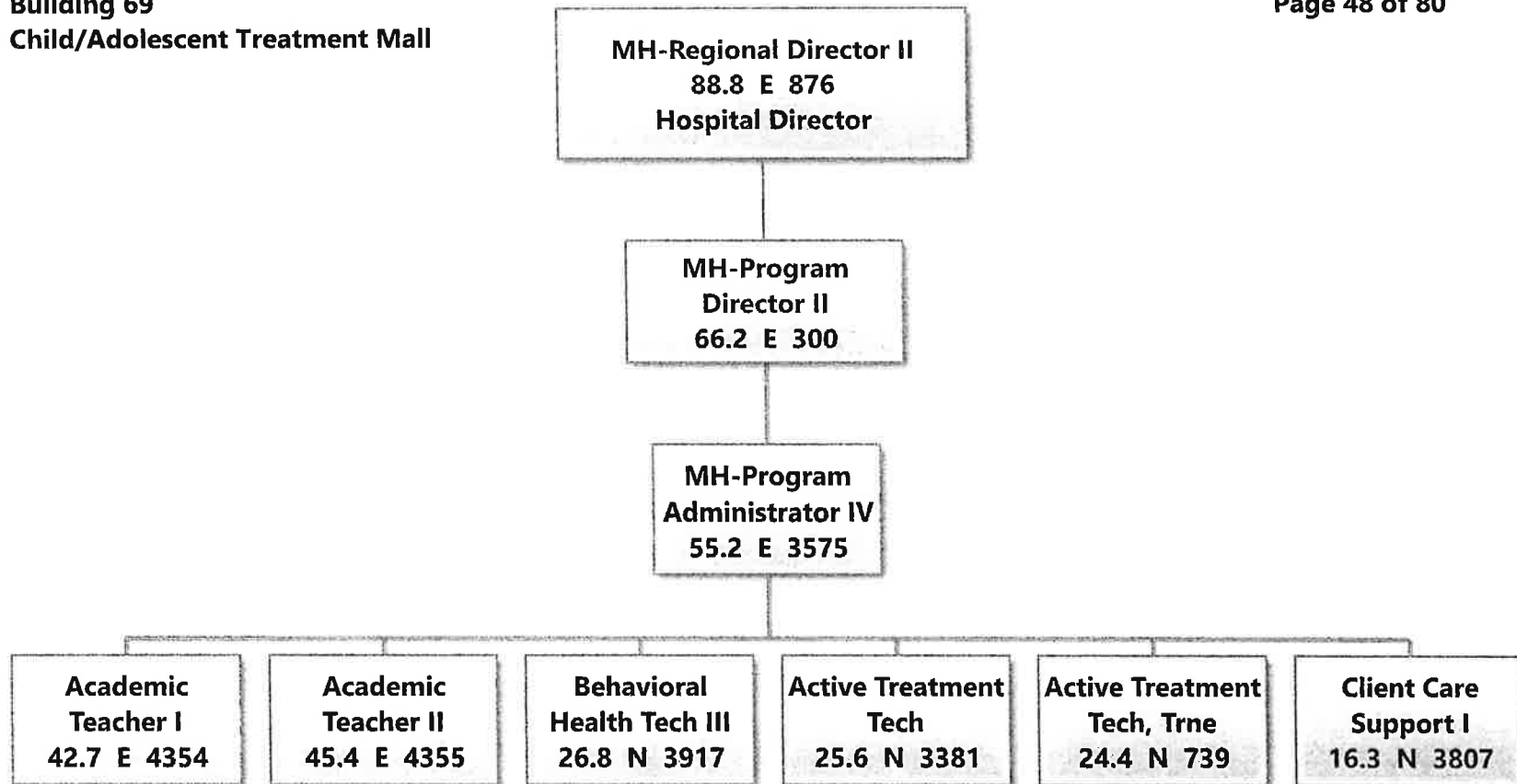


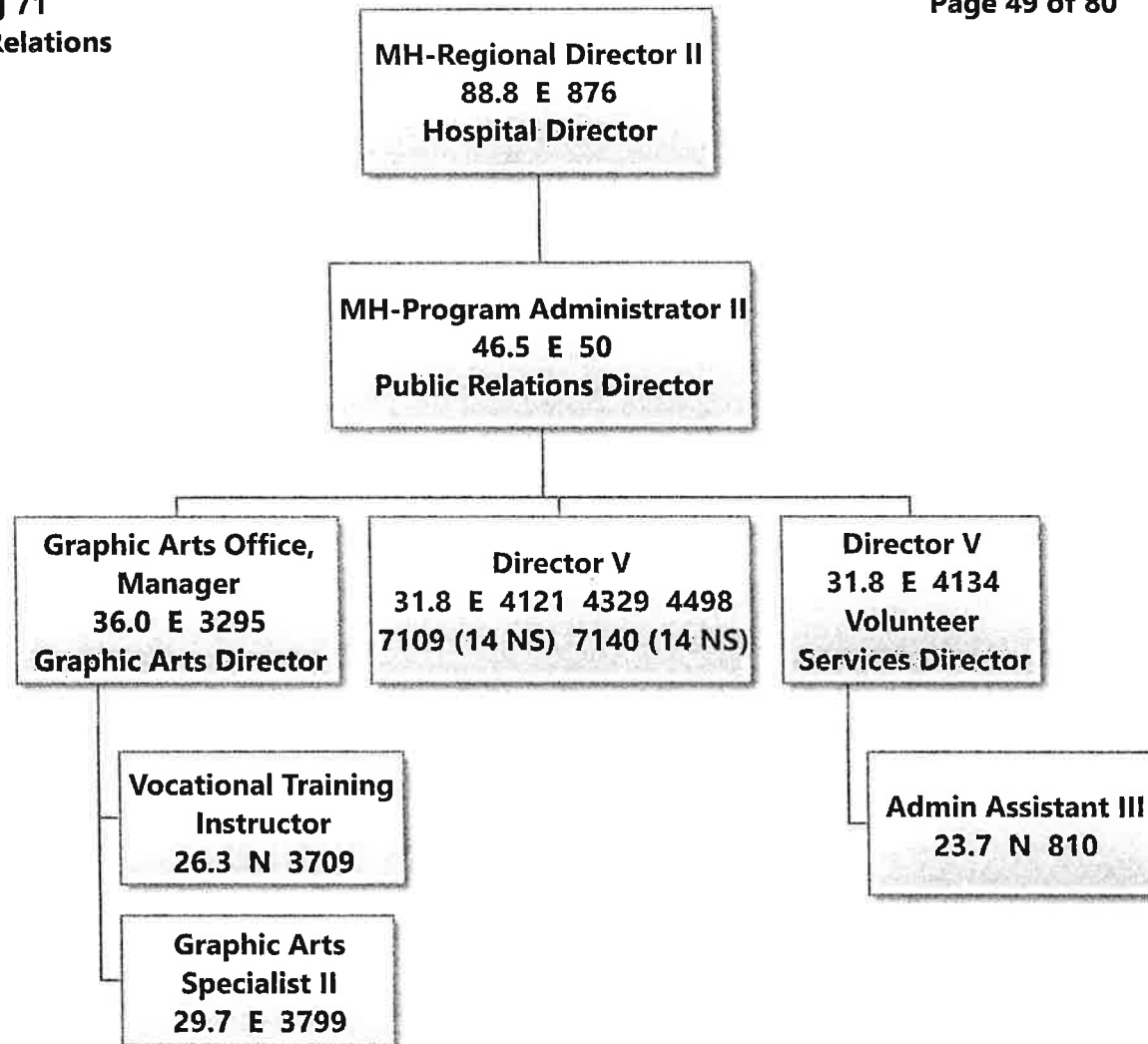


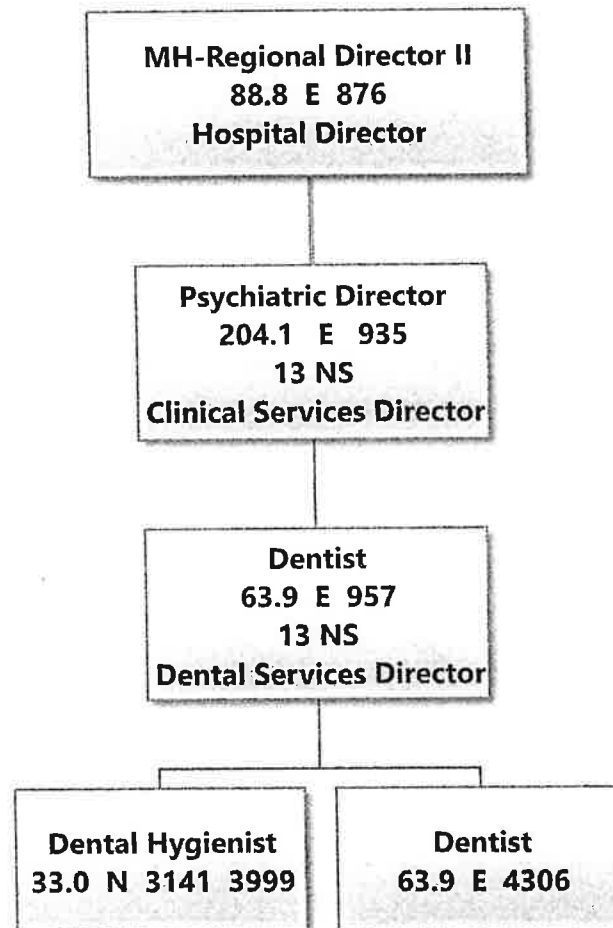


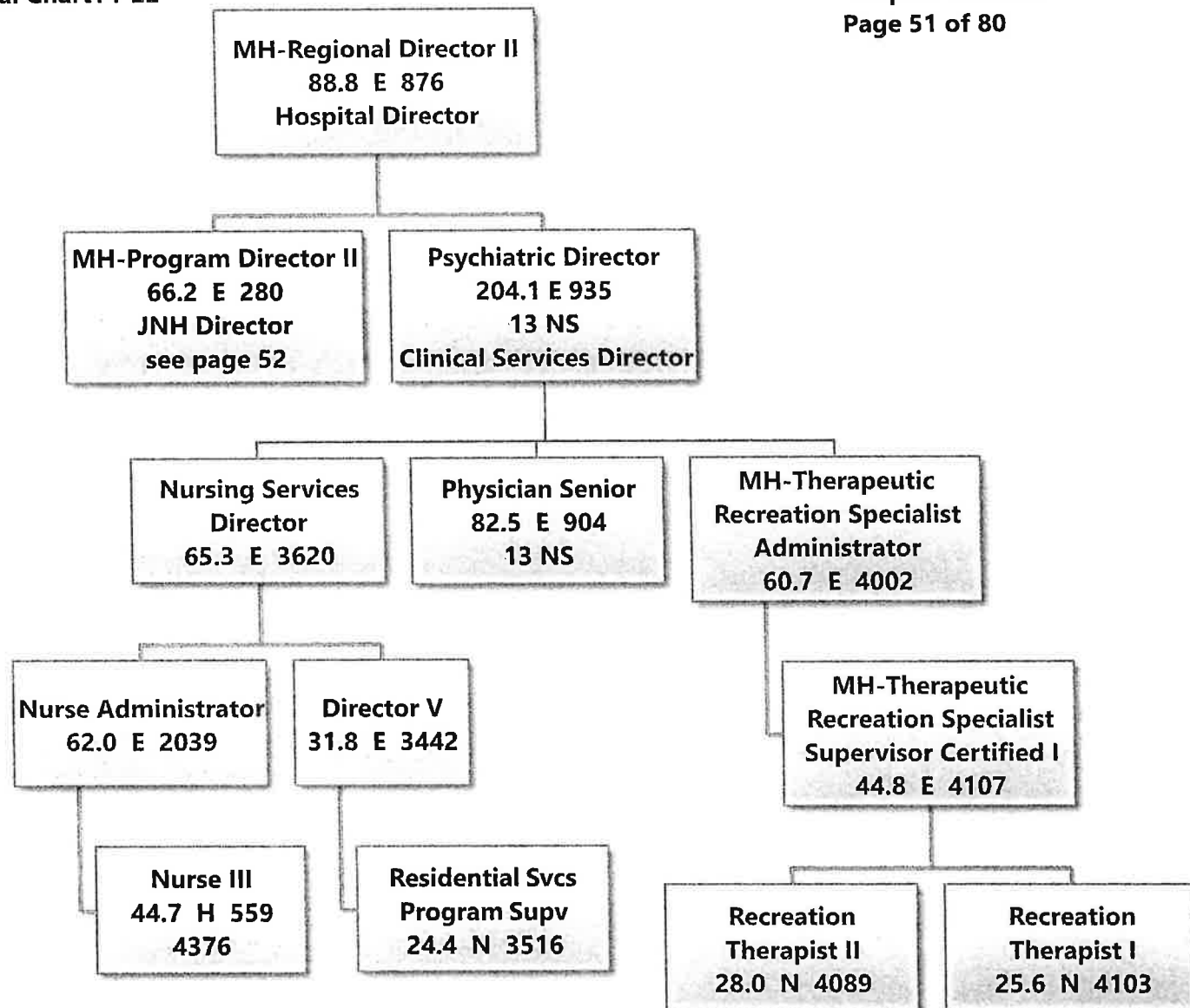


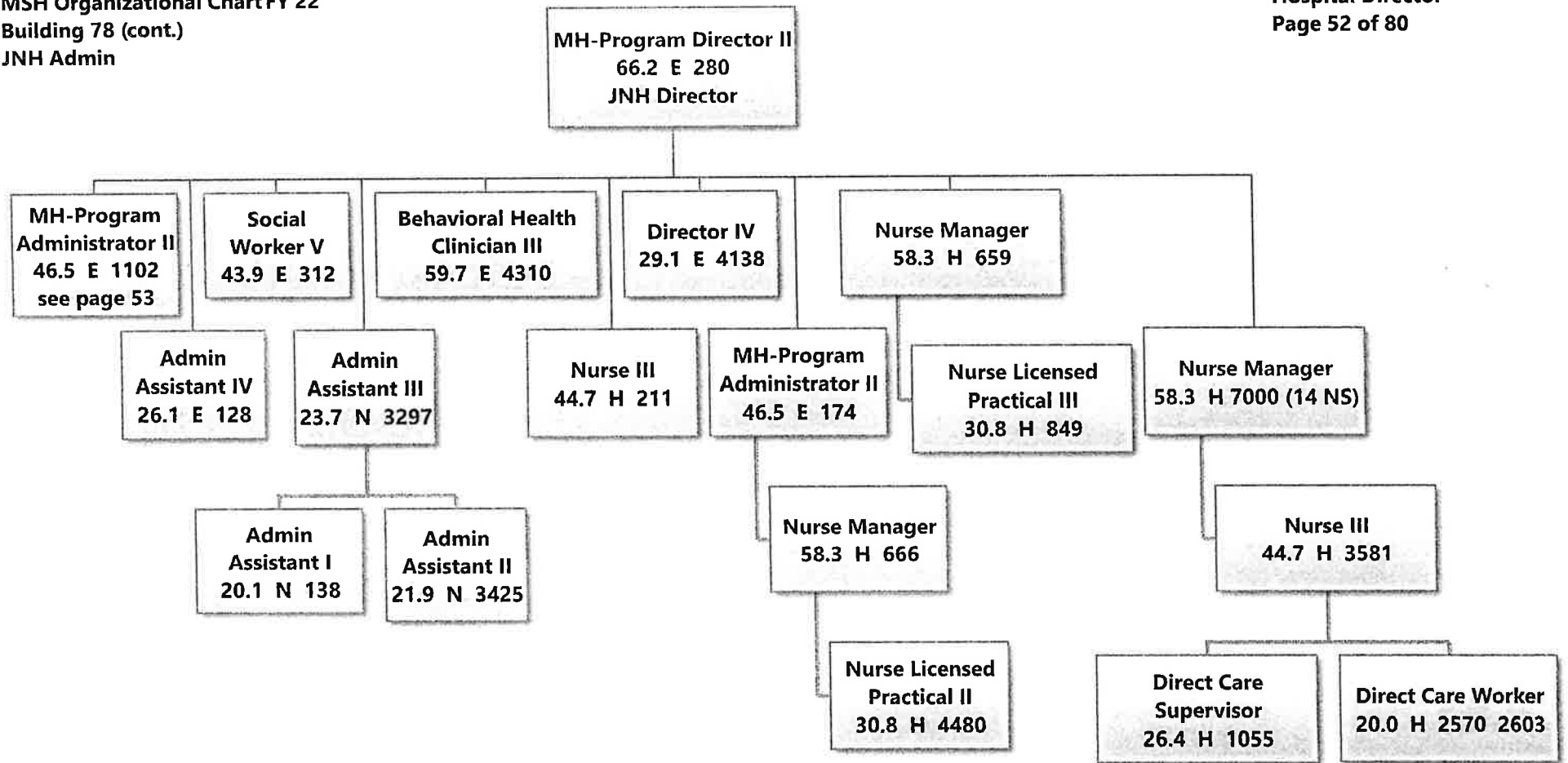


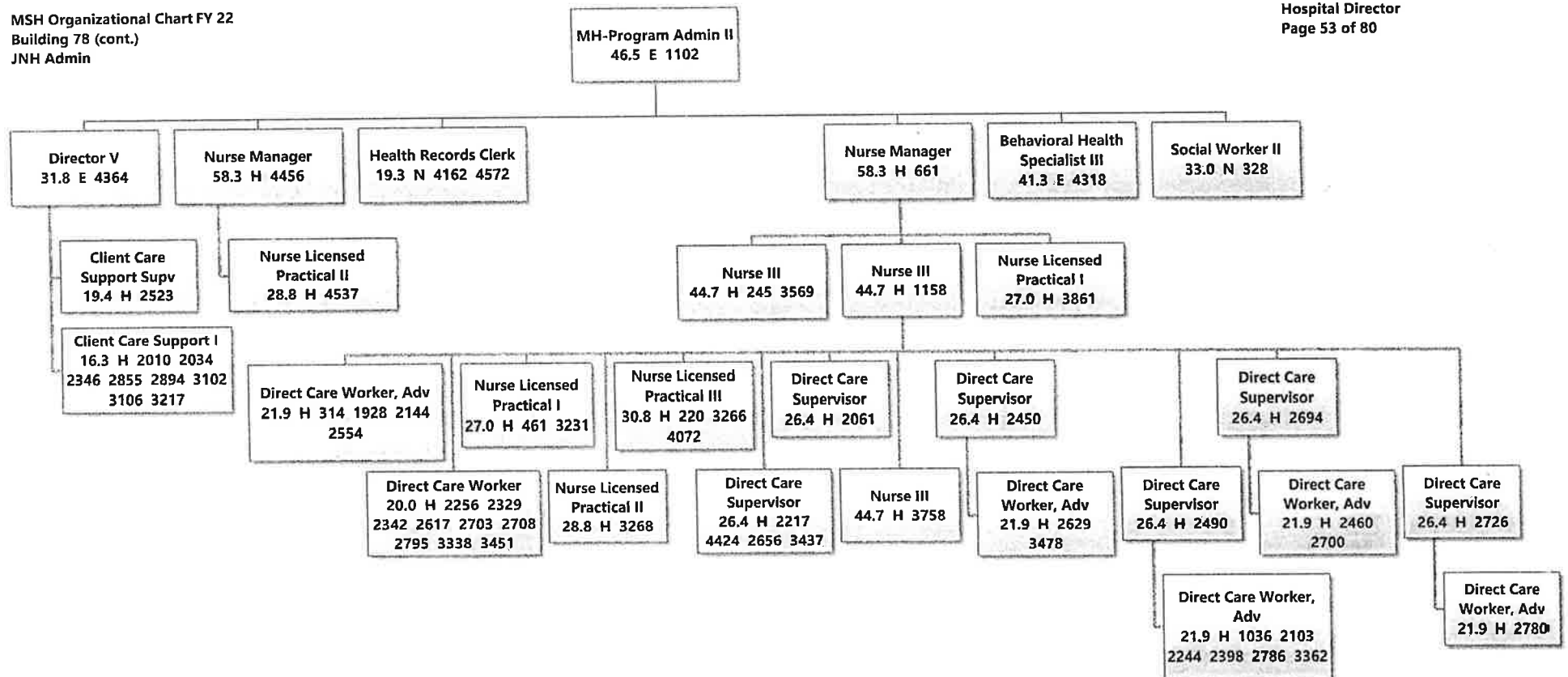


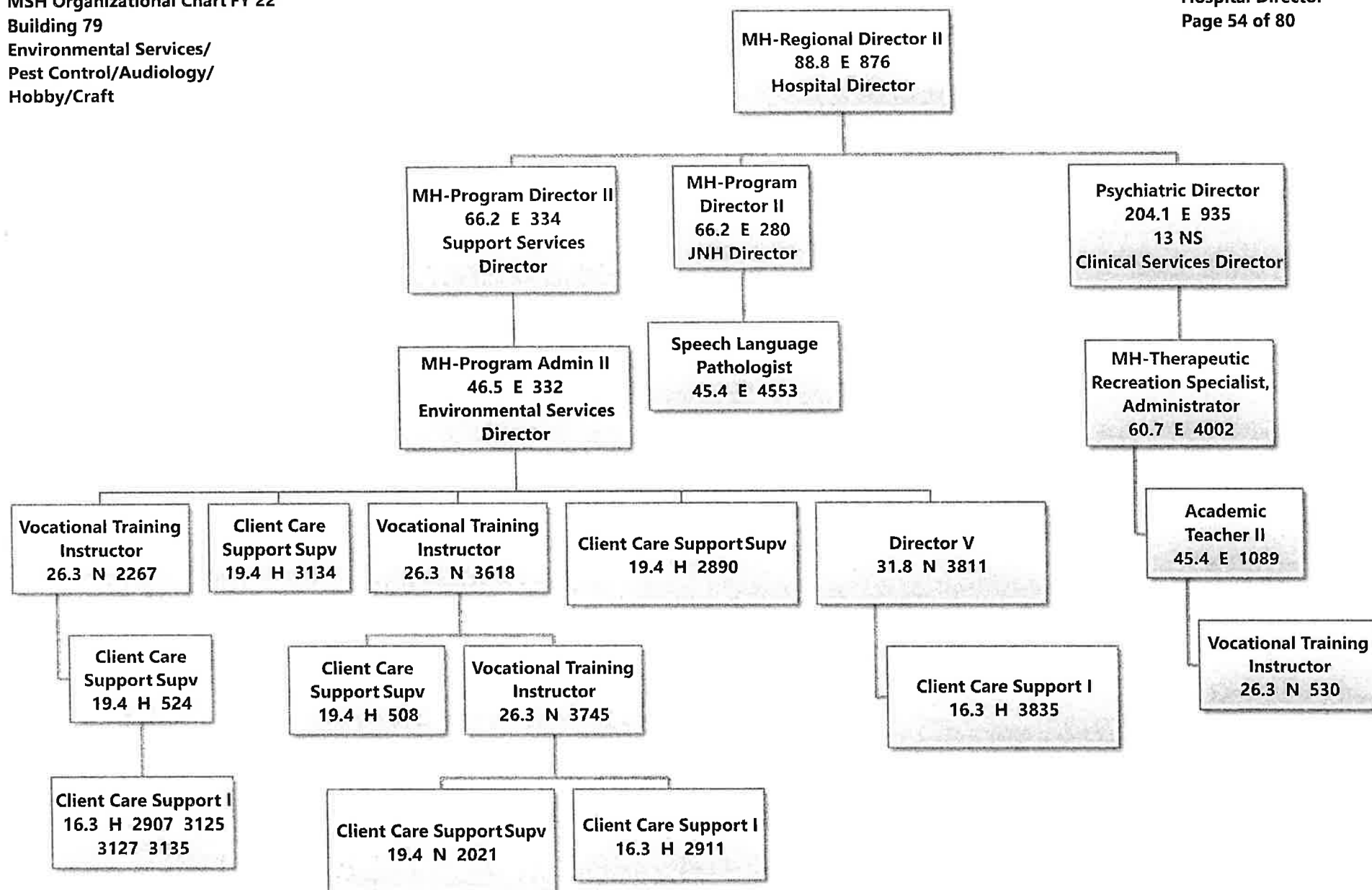


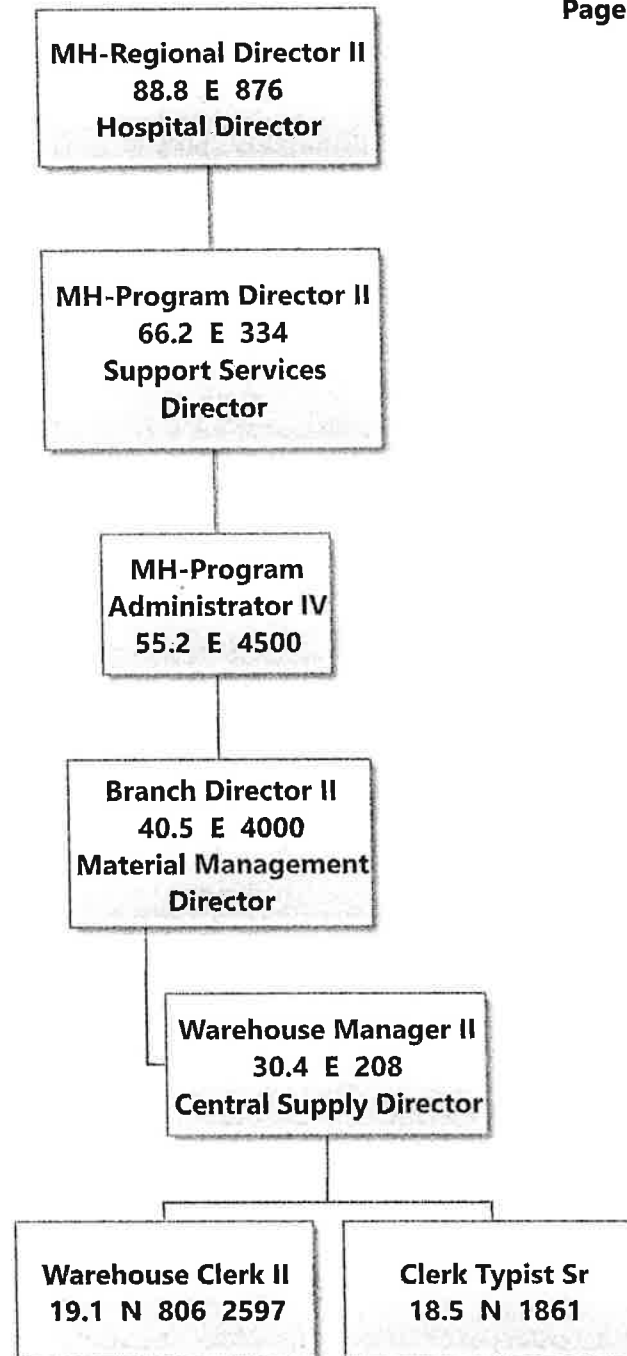




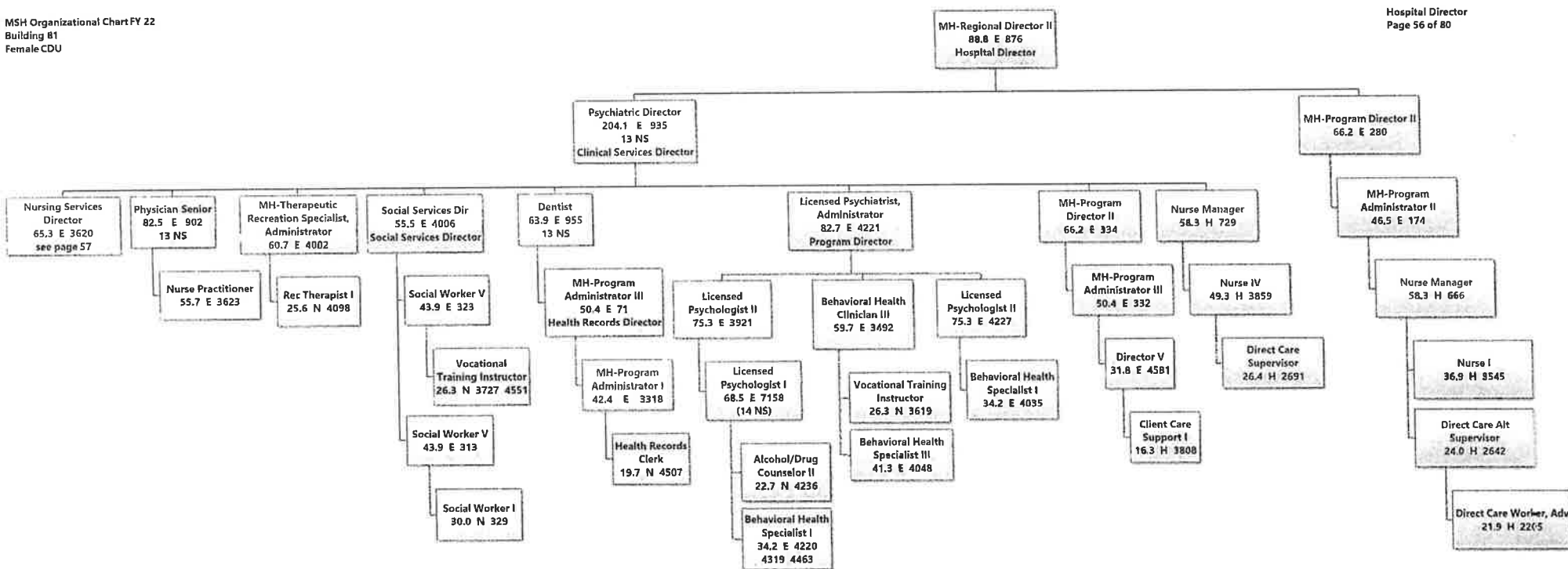


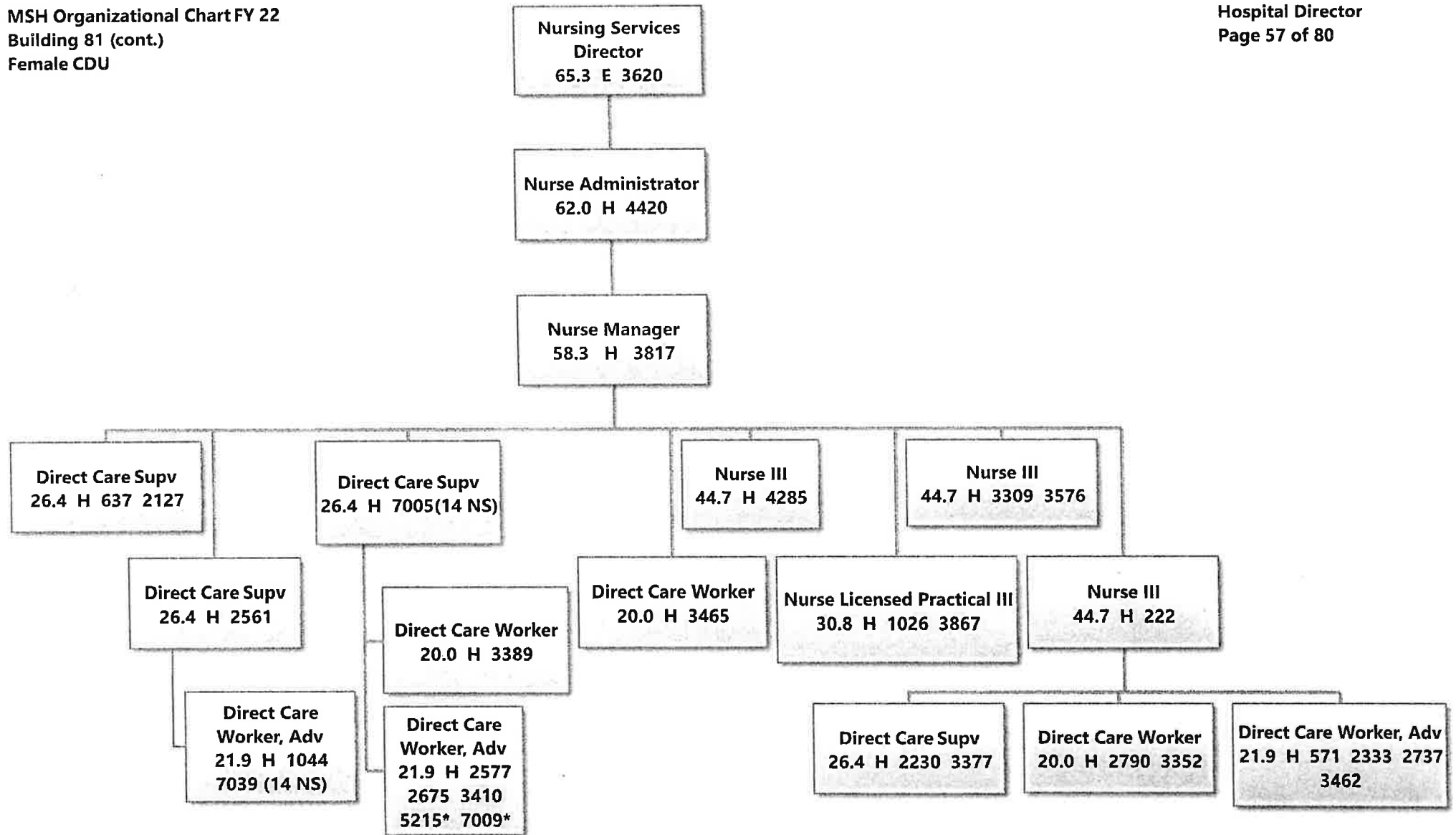


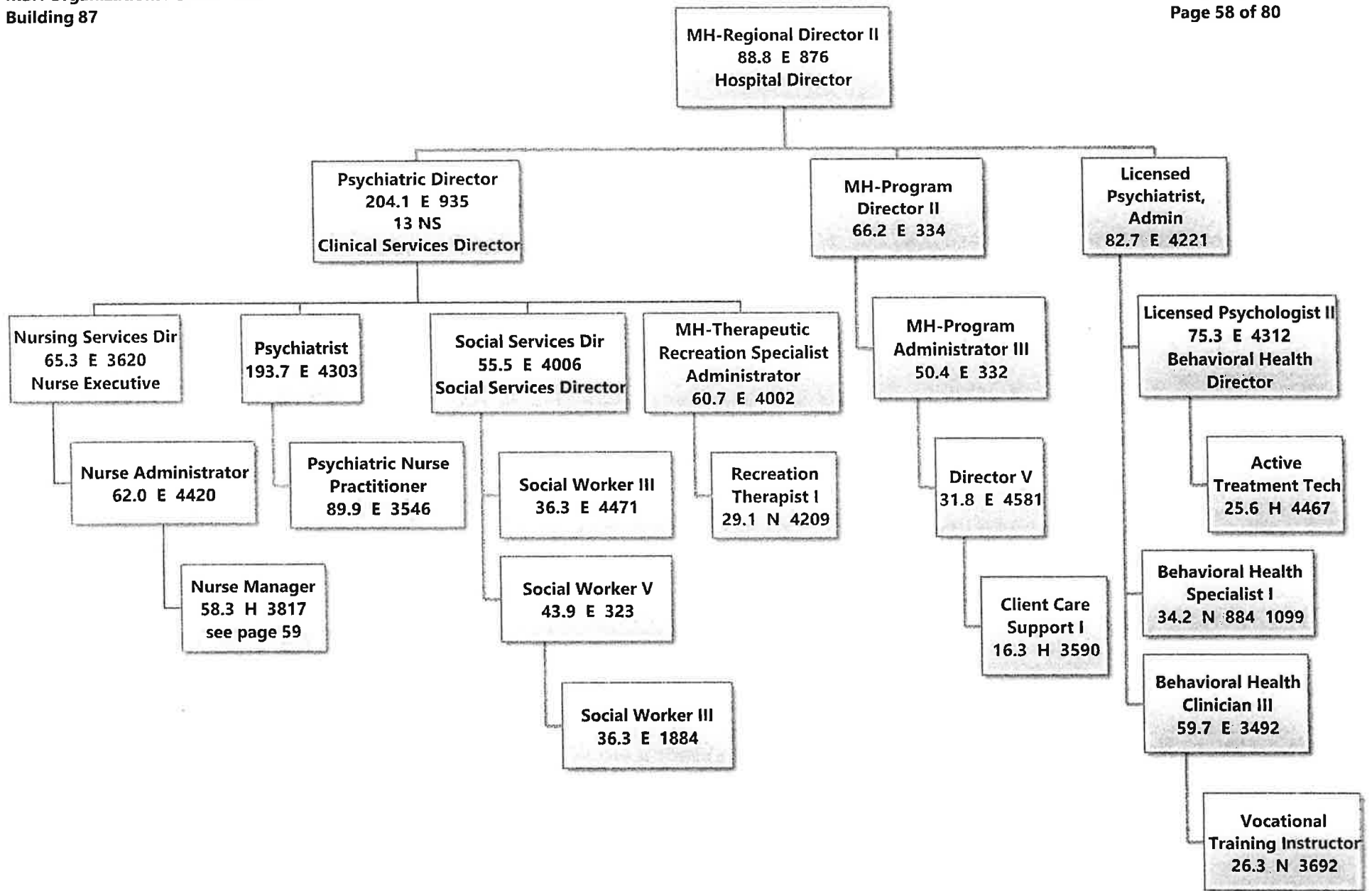


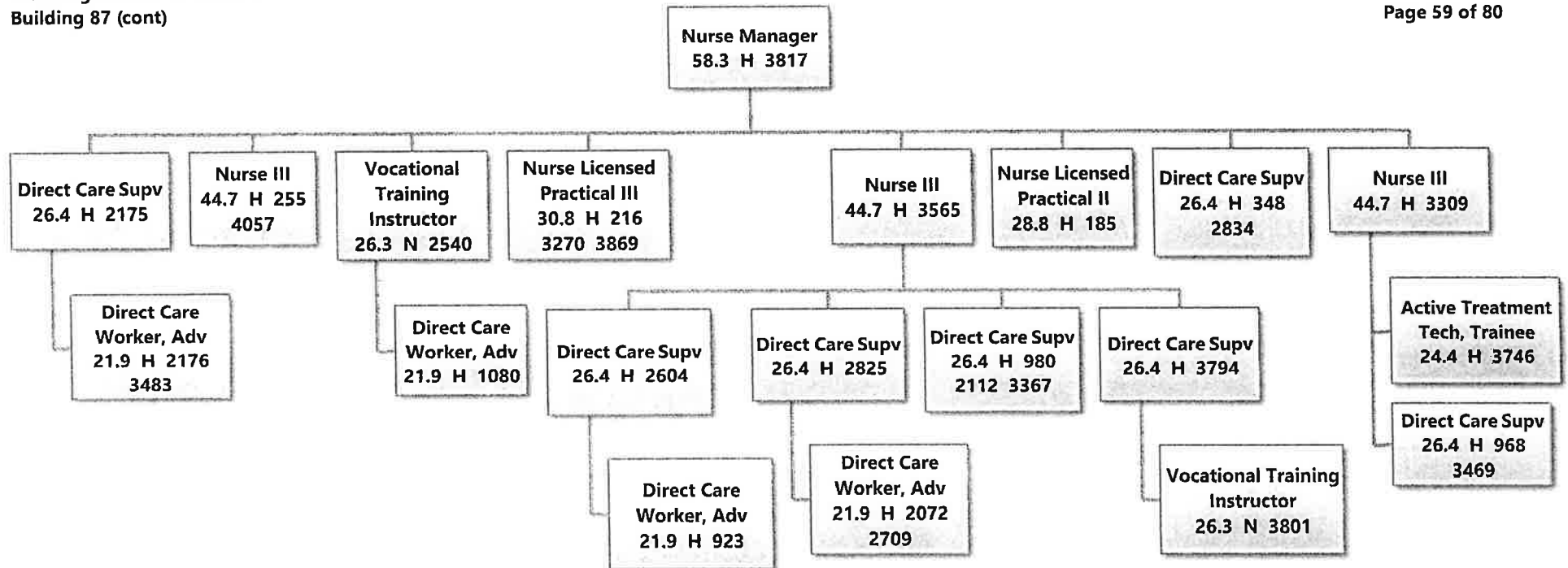


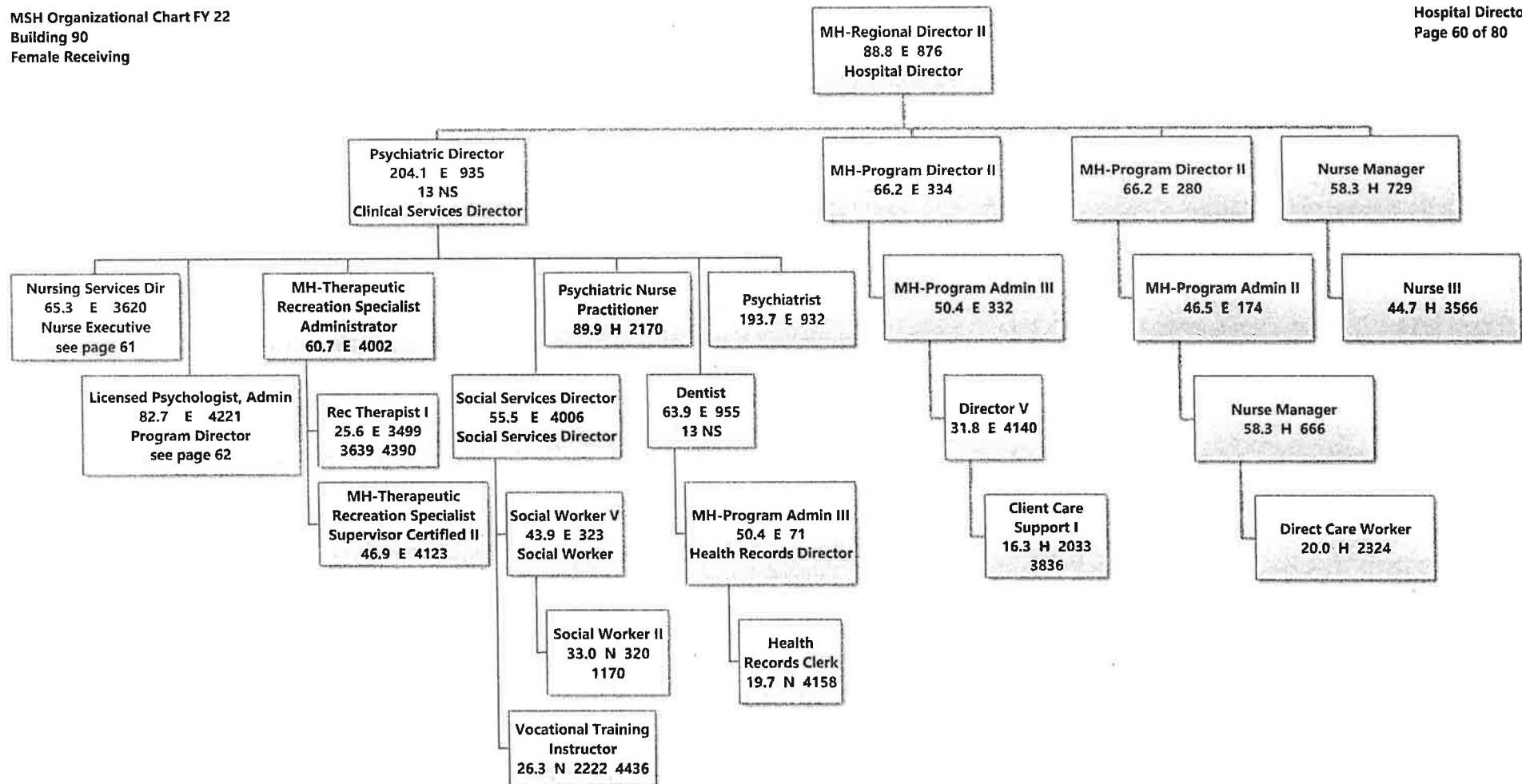


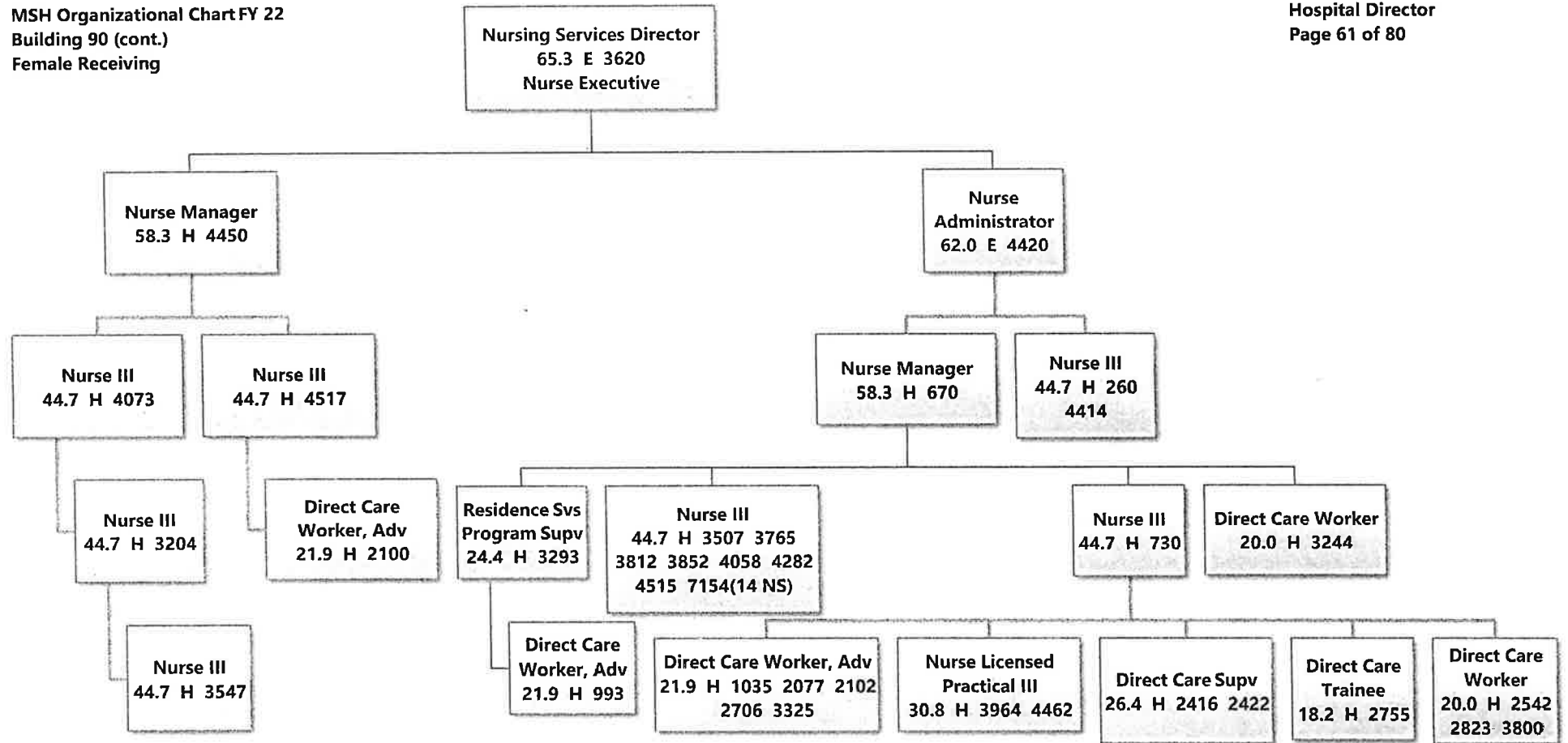


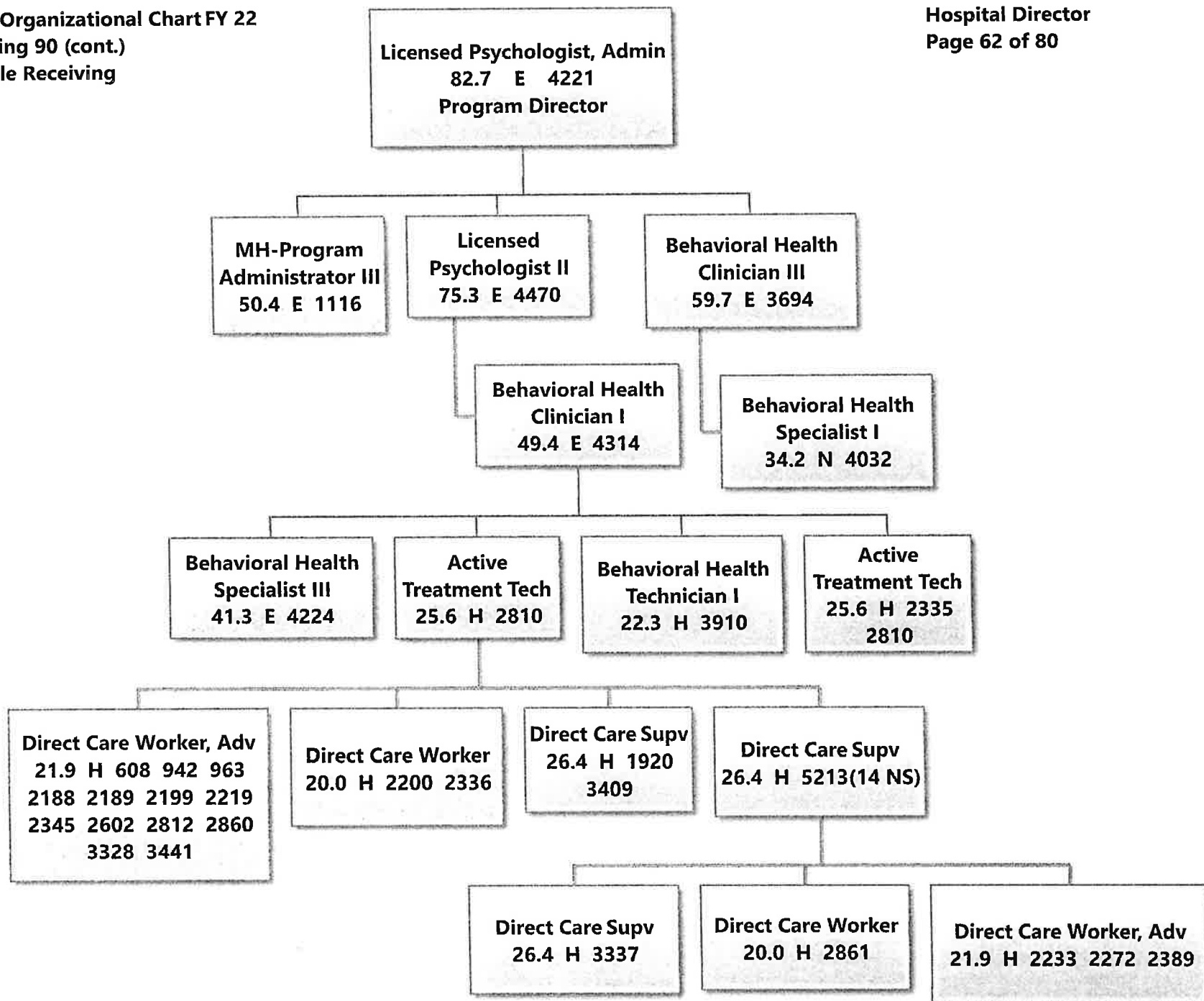


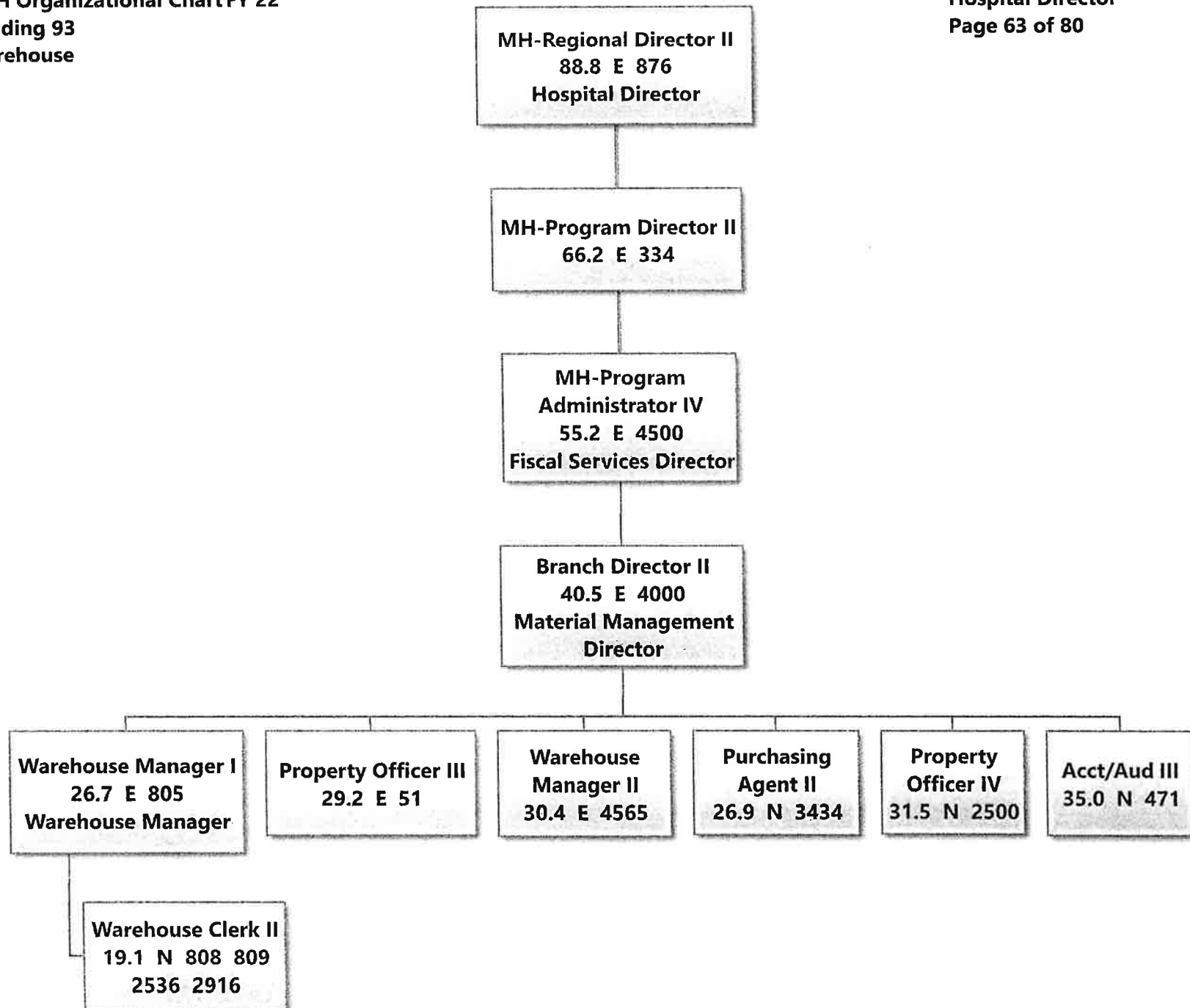




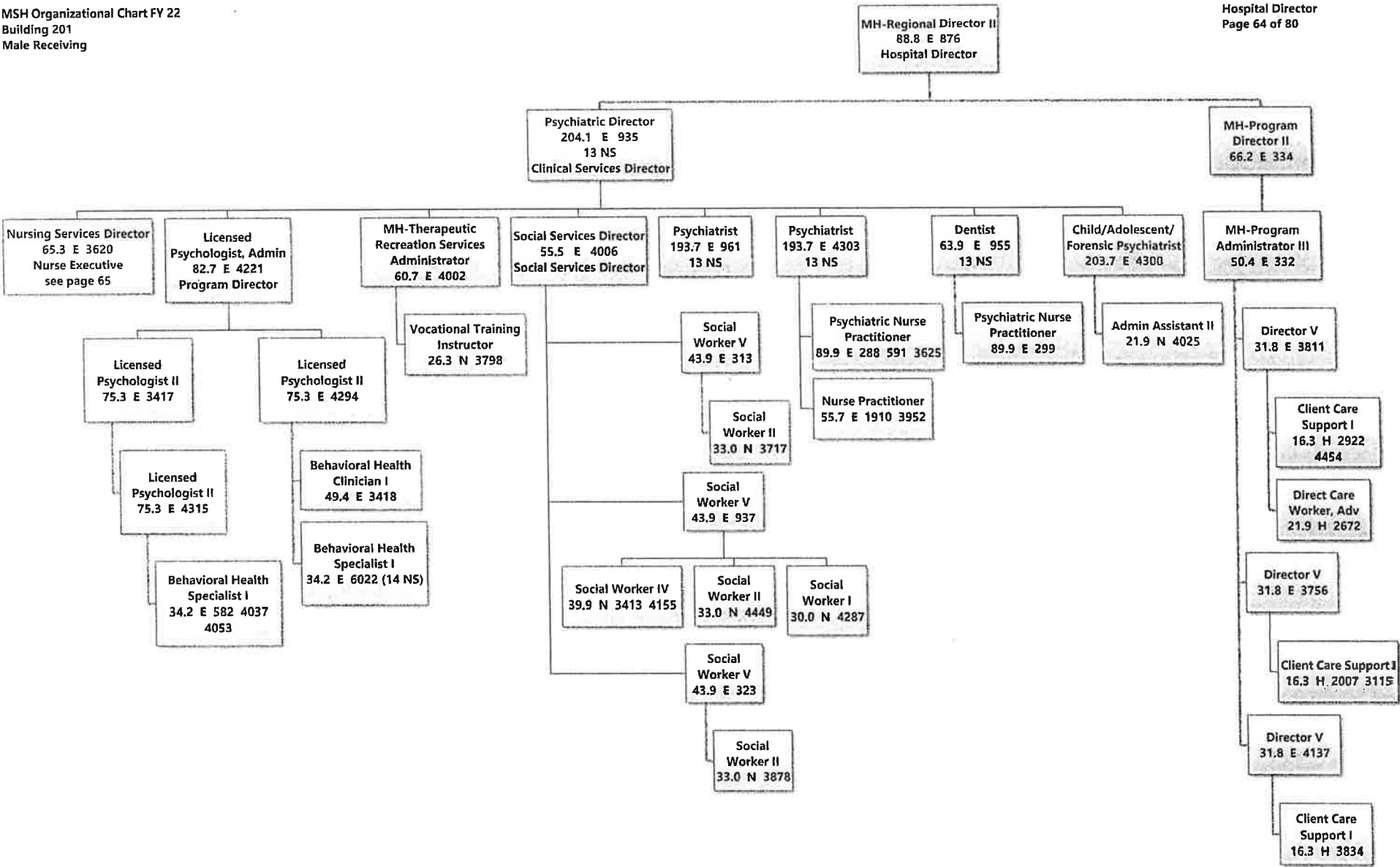


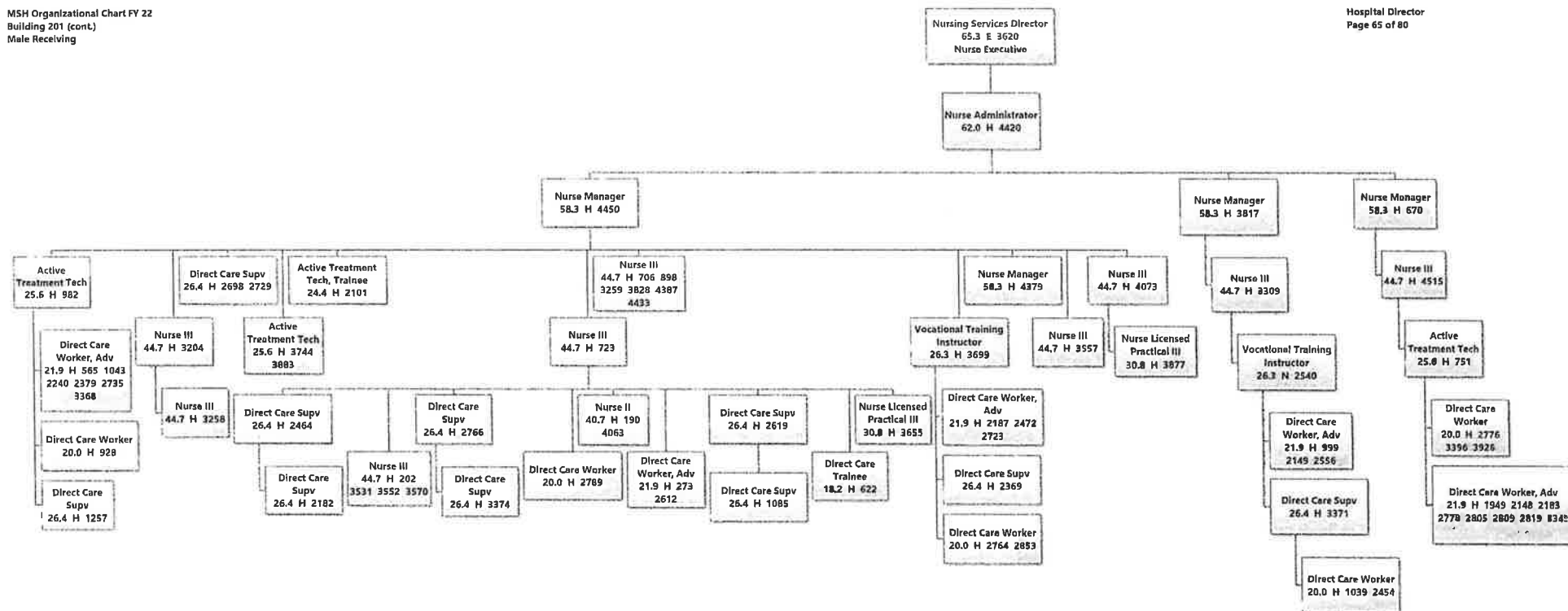


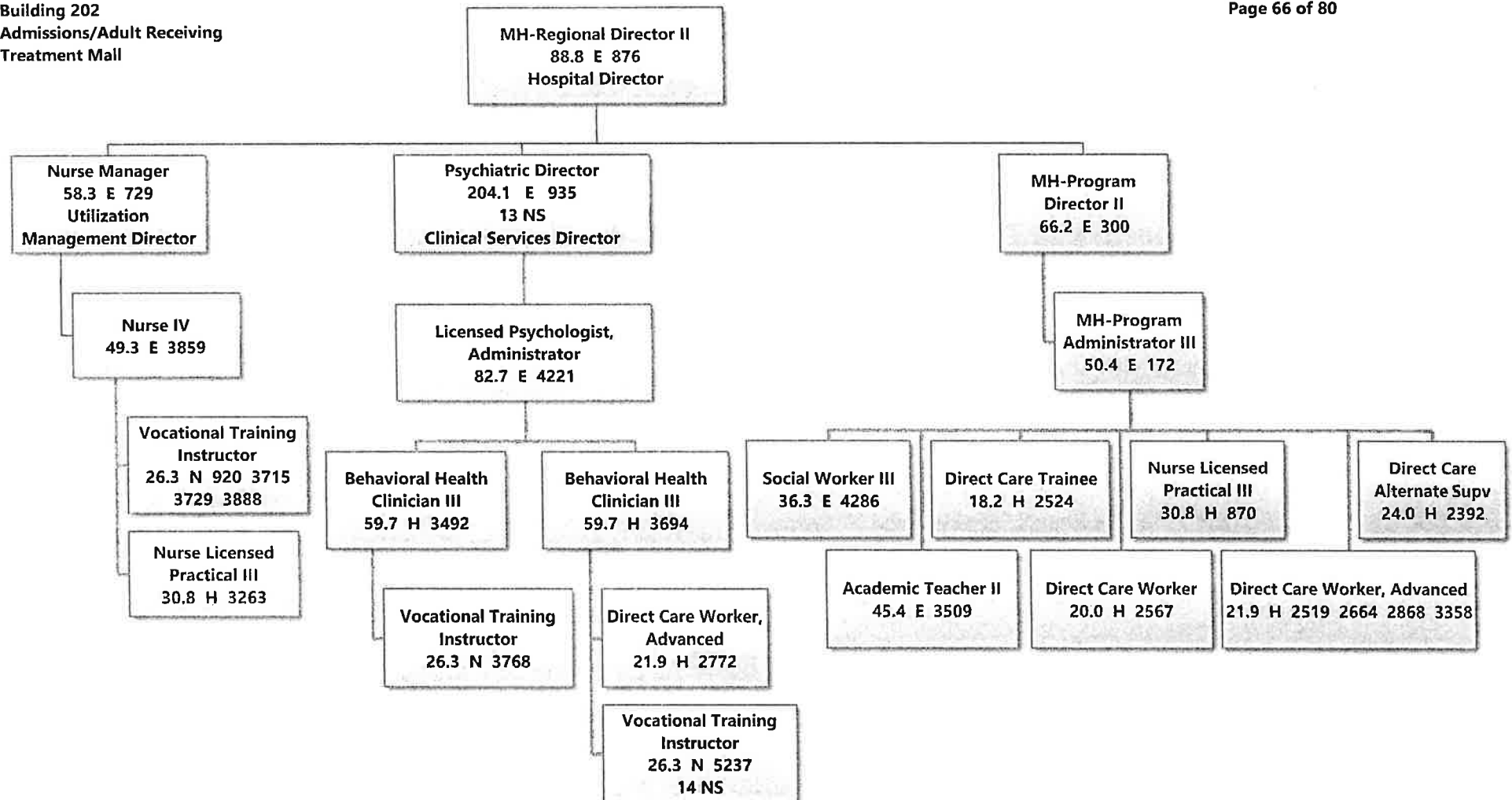


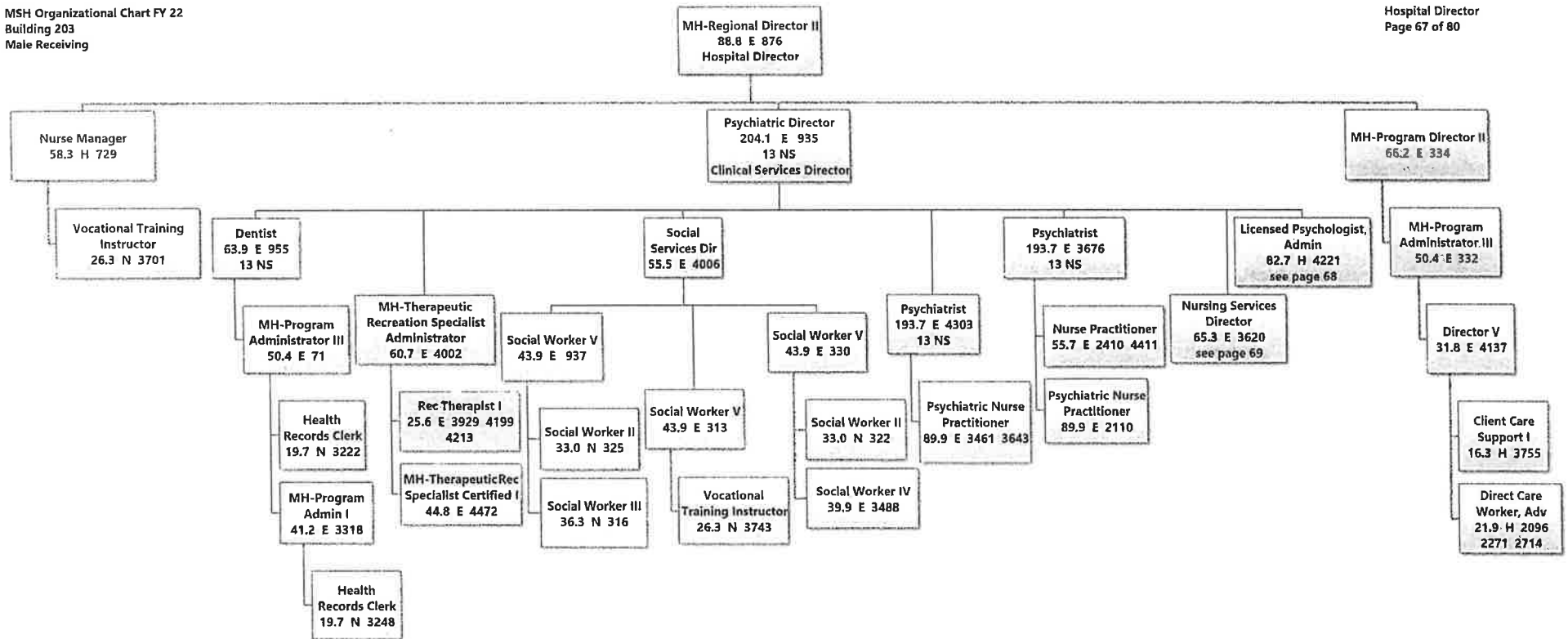


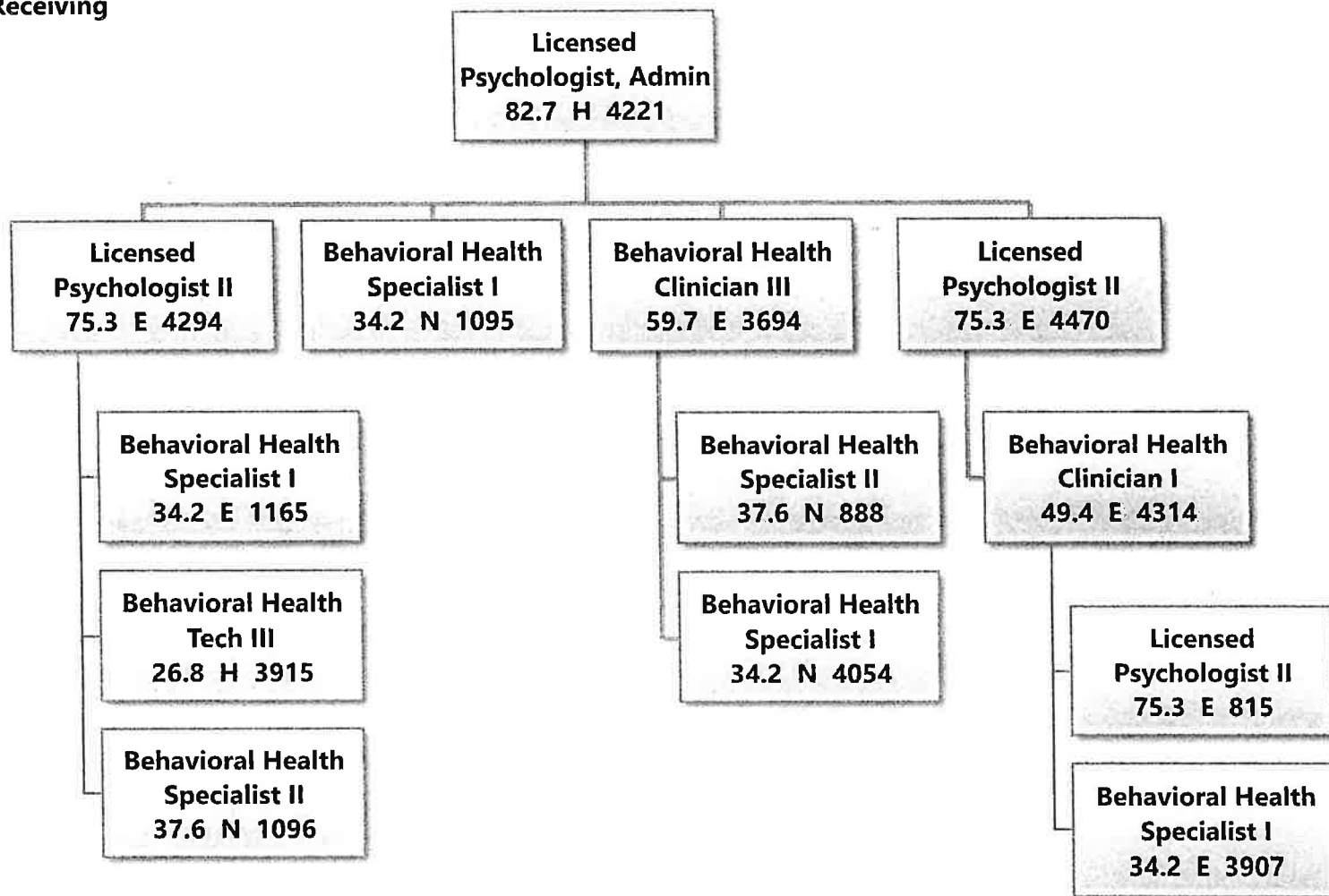


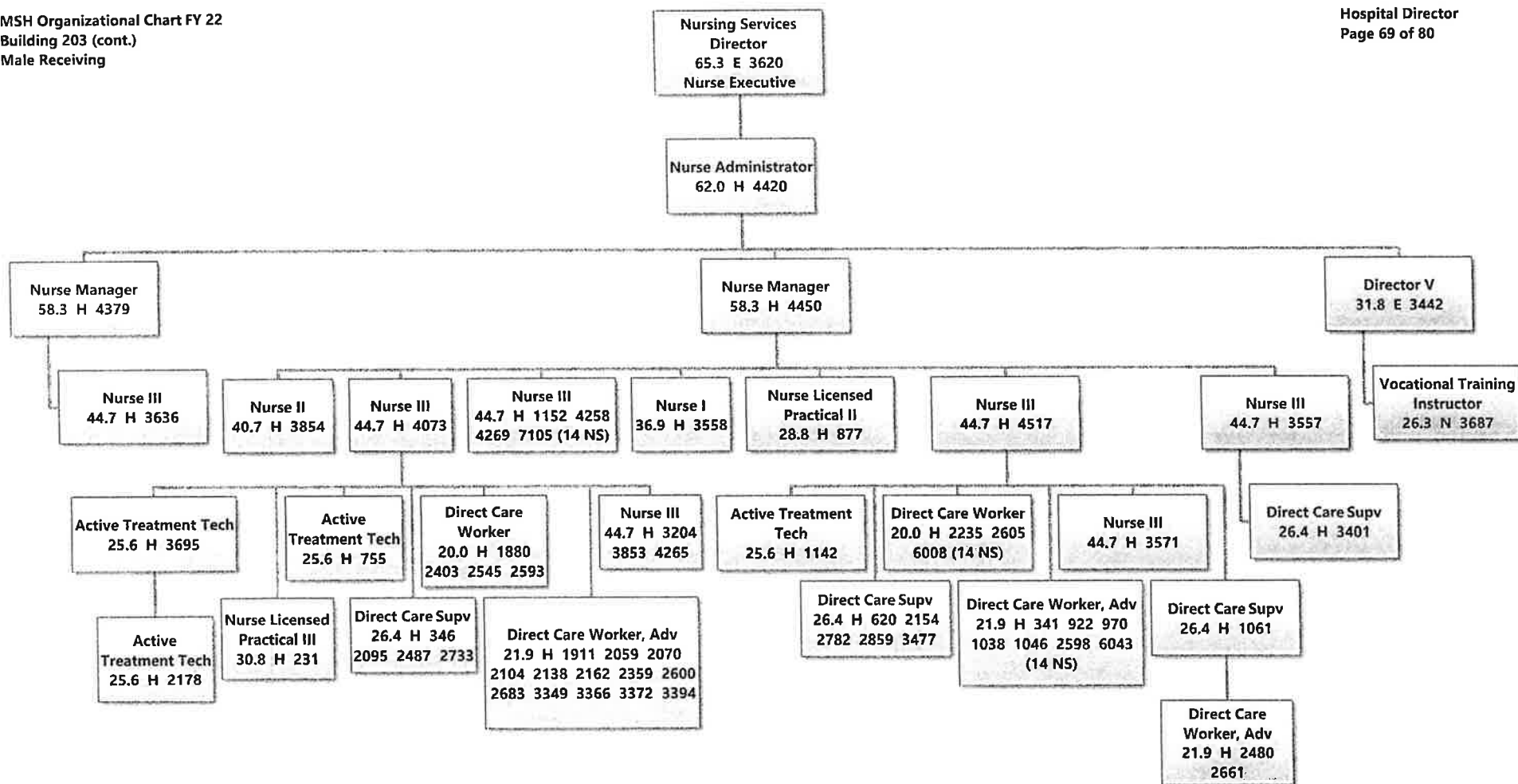


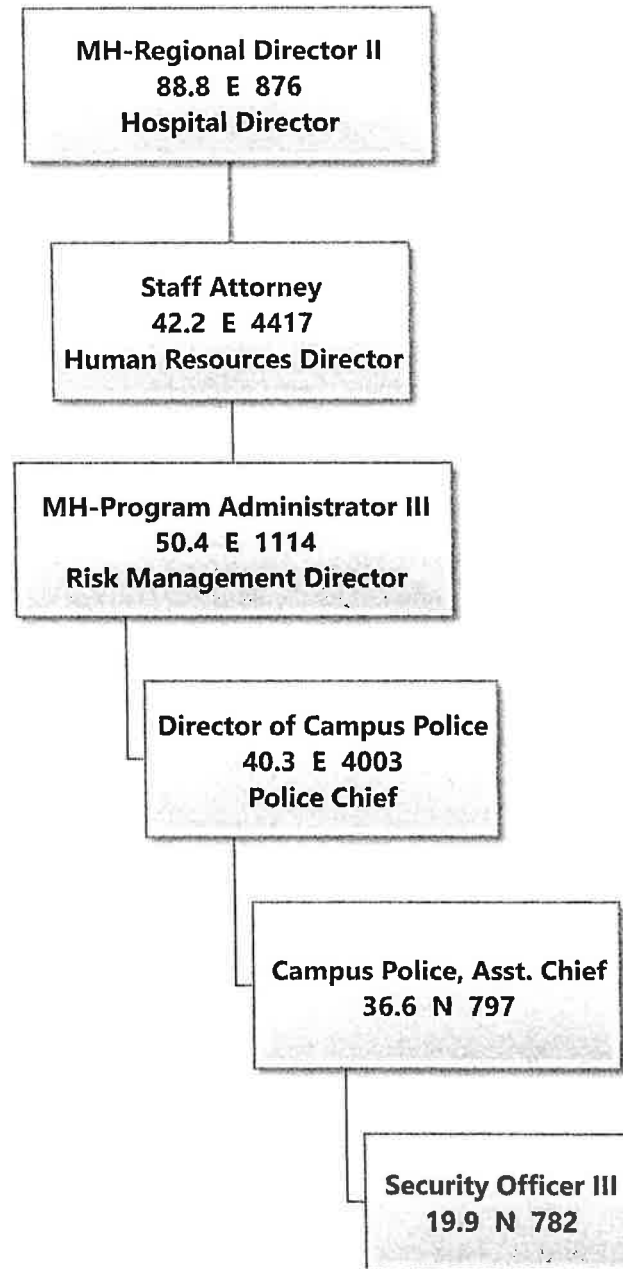


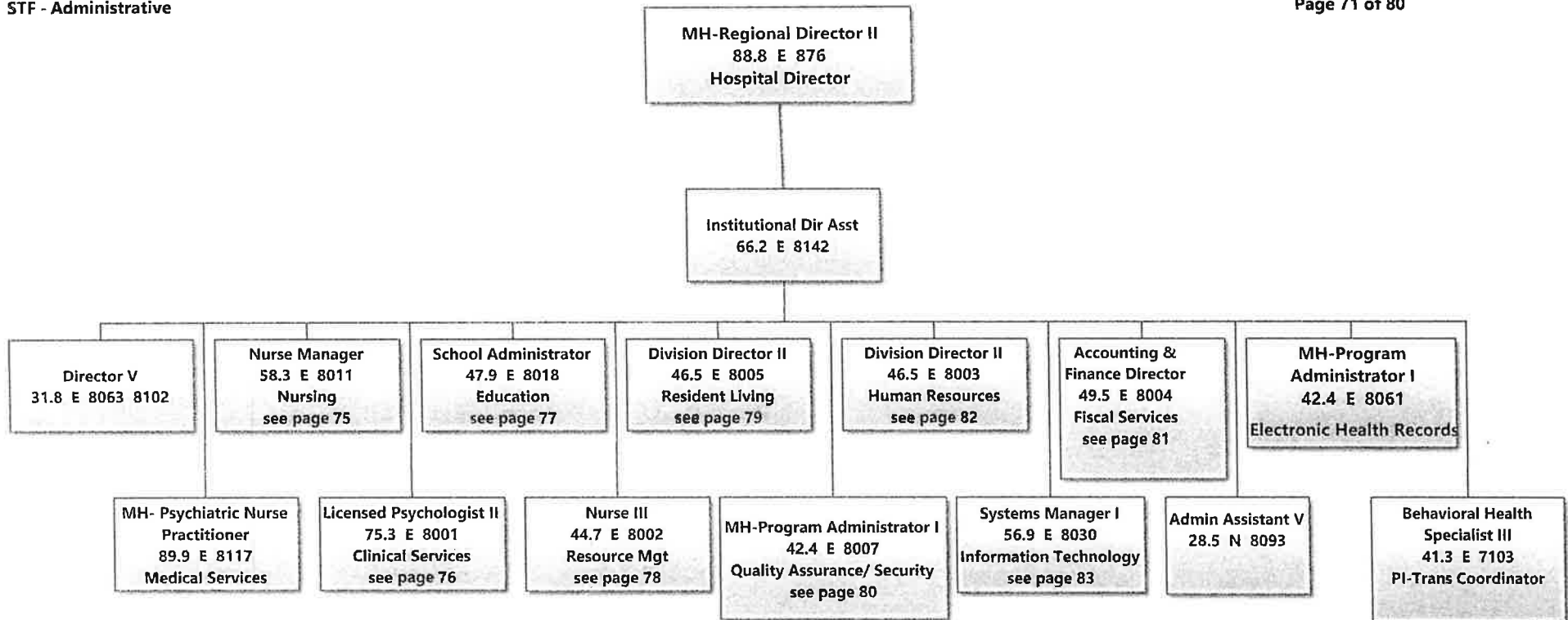






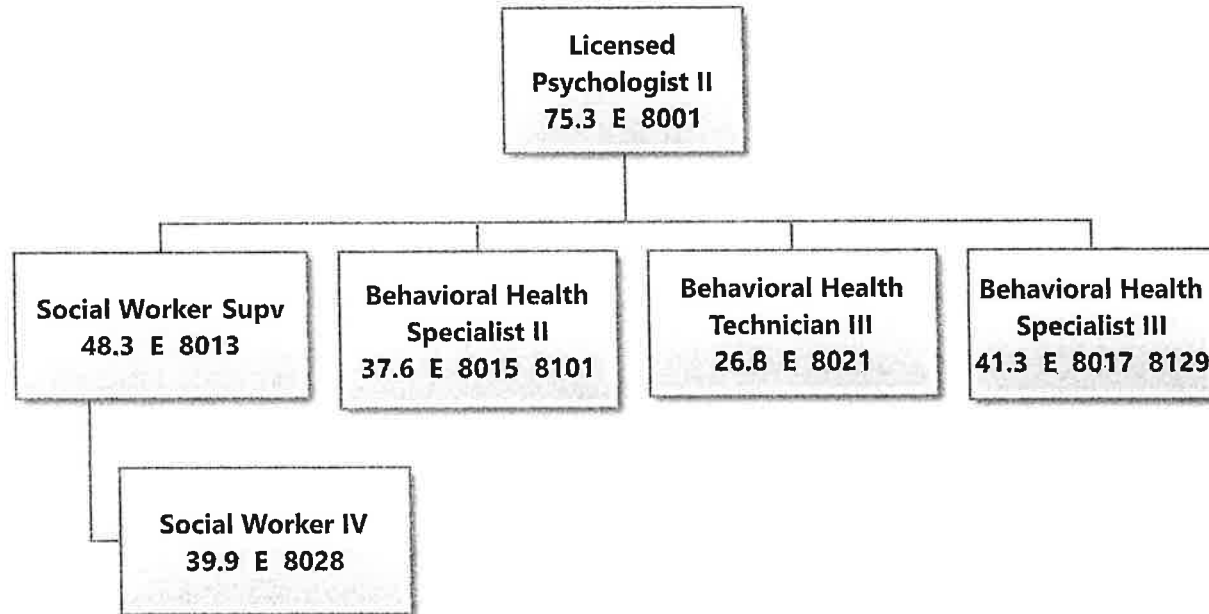


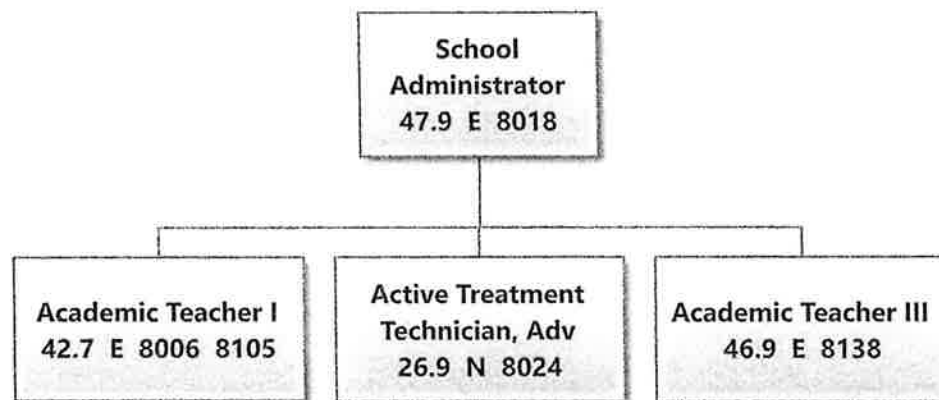






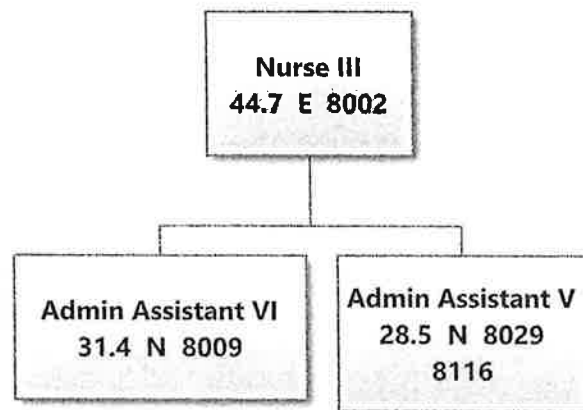


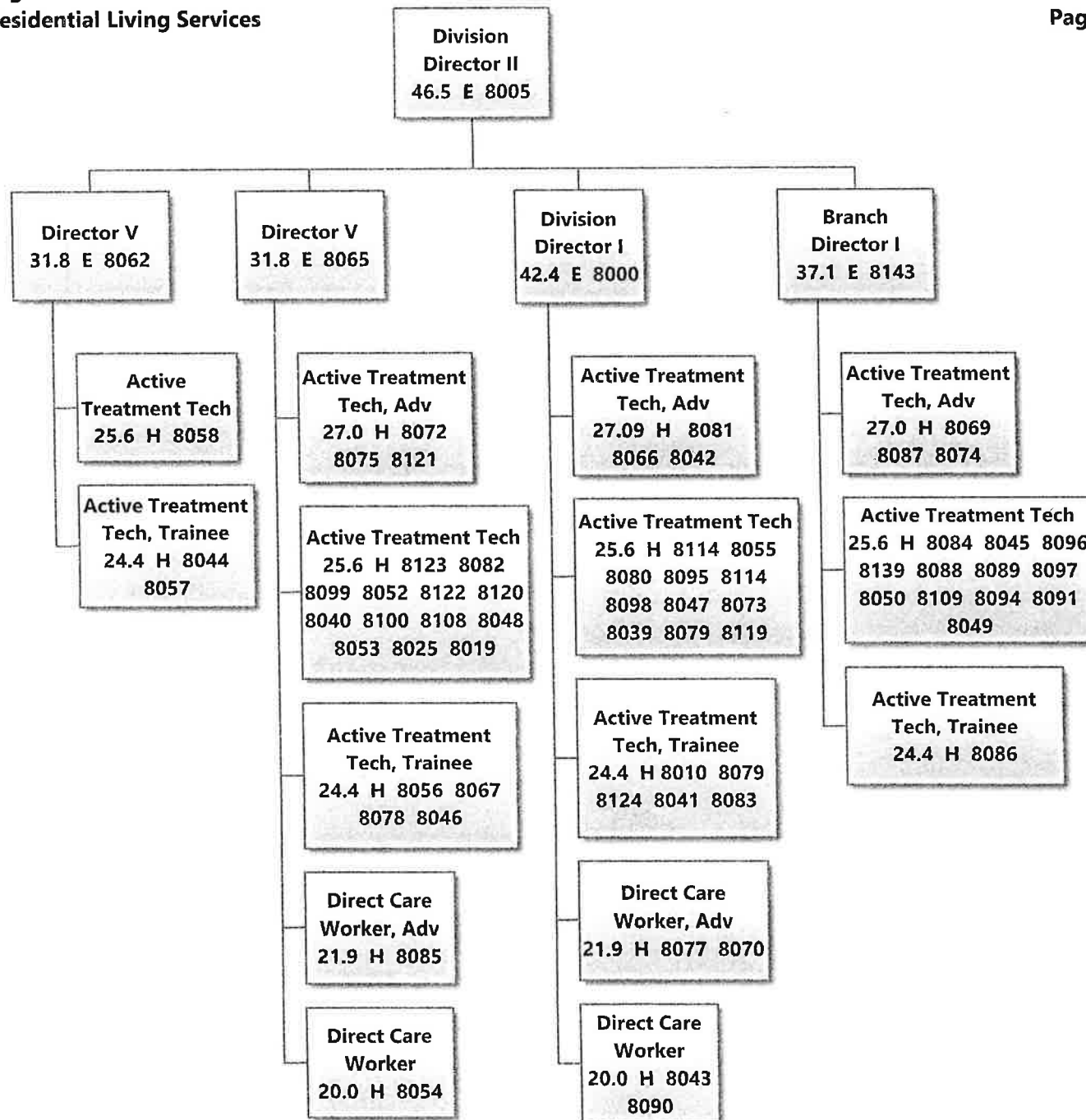


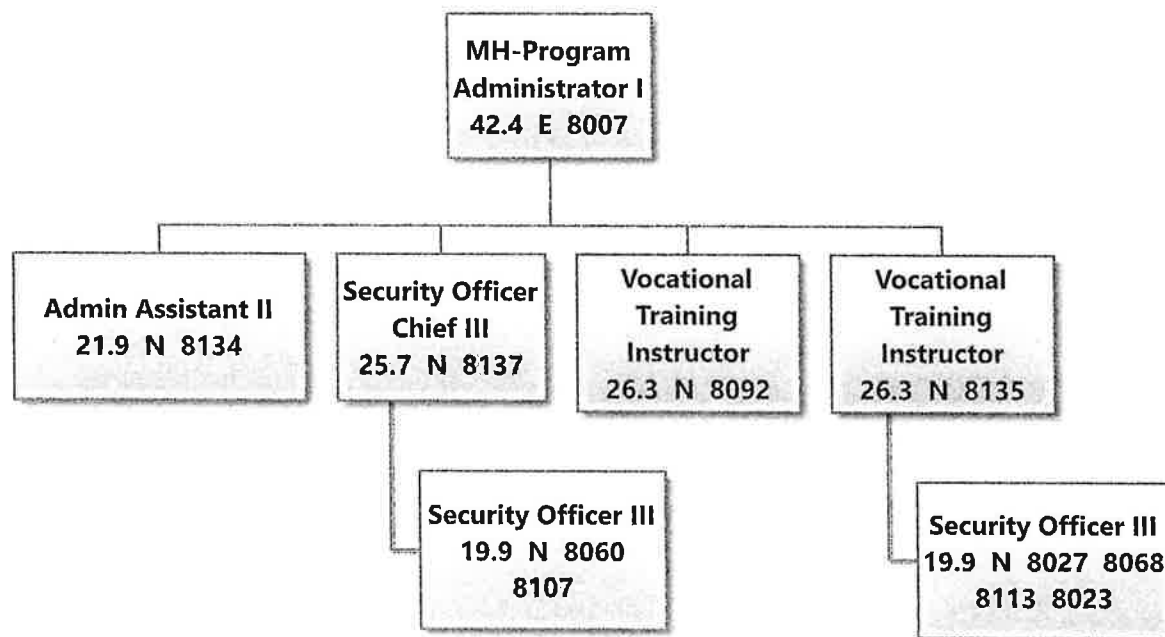


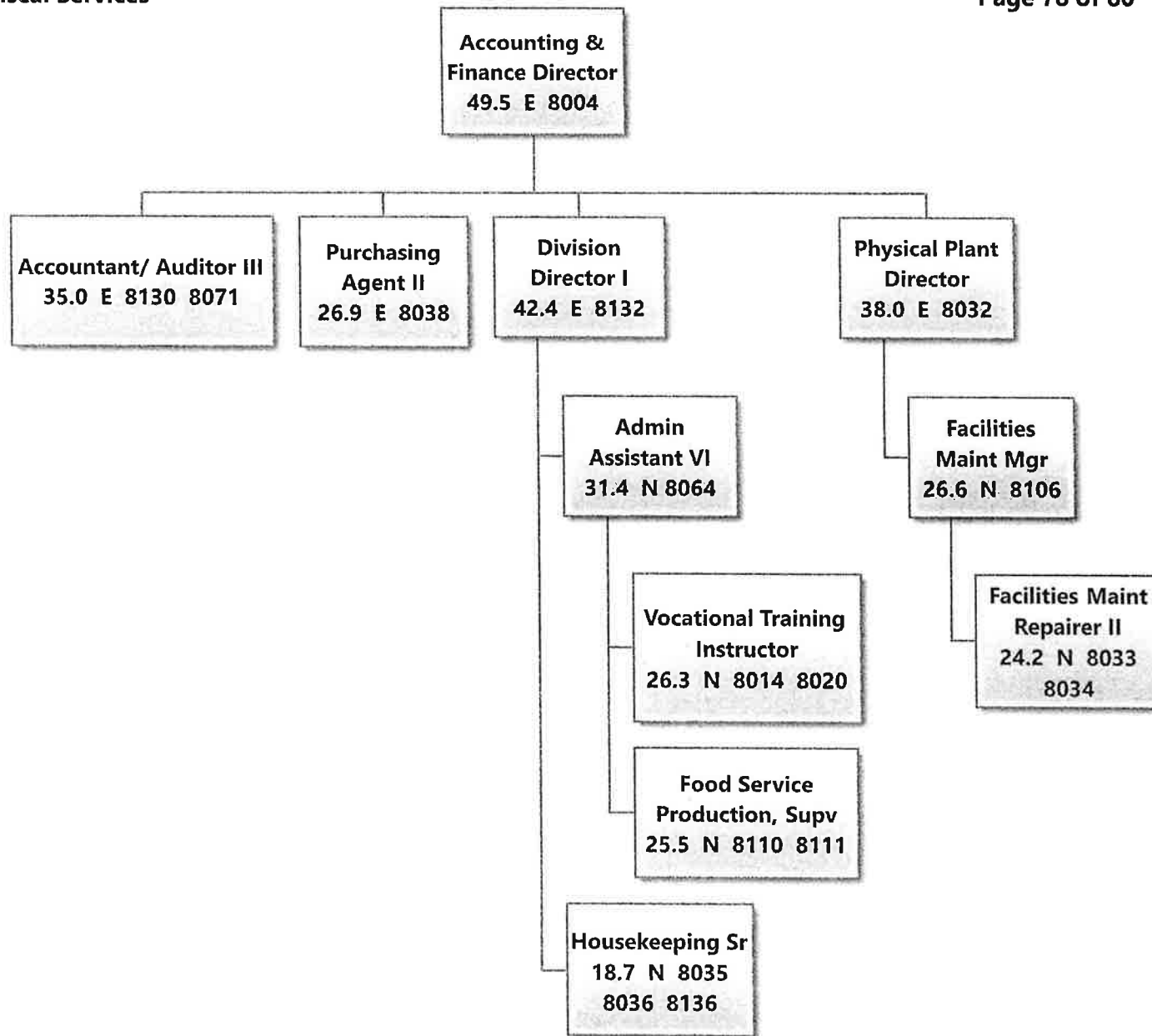
**MSH Organizational Chart FY 22**  
**STF - Resource Management**

**Hospital Director**  
**Page 75 of 80**



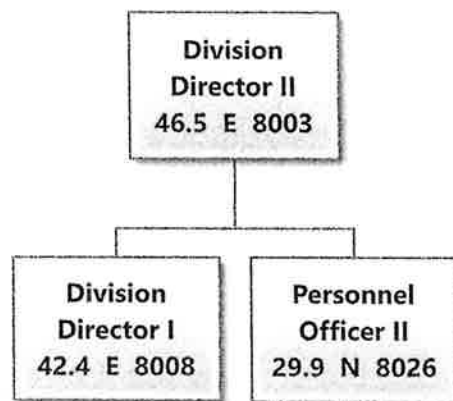






**MSH Organizational Chart FY 22**  
**STF - Human Resources**

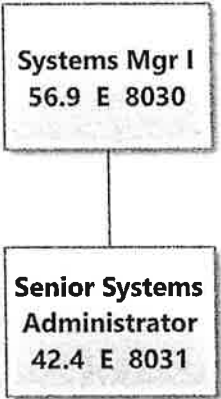
**Hospital Director**  
**Page 79 of 80**





**MSH Organizational Chart FY 22**  
**STF - Information Technology**

**Hospital Director**  
**Page 80 of 80**



# Agency Revenue Source Report - FY2021 Data

As Required by HB 831, 2015 Legislative Session

And SB 2387, 2016 Legislative Session

Agency Name	Mississippi State Hospital
-------------	----------------------------

Budget Year	2021
-------------	------

<u>State Support Sources</u>	Amount Received
General Funds	\$ 60,446,157

State Support Special Funds:	Amount Received
Education Enhancement Funds	
Health Care Expendable Funds	\$ 3,161,883
Tobacco Control Funds	
Capital Expense Funds	
Budget Contingency Funds	
Working Cash Stabilization Reserve Funds	
BP Settlement Fund	
Gulf Coast Restoration Fund	
SSSF new 1	
SSSF new 2	
SSSF new 3	
SSSF new 4	
SSSF new 5	

List all Federal Funds at its most specific level, such as an office or division, include name of grant, grantor, not the federal department.

<u>Federal Funds</u>	Amount Received	Action or results promised in order to receive funds
HHS Stimulus Funds	\$ 1,053,986	Stimulus funds received through the Cares Act
IDEA Grant	\$ 6,003	IDEA Grant from the Department of Education
Description of any Maintenance of Effort agreements entered into with any federal agency or subdivision thereof		

<u>Special Funds</u>	Amount Received
Medicaid	\$ 28,966,195
Medicare	\$ 3,659,764
Other	\$ 3,372,352
Patient/Client Fees	\$ 2,222,593

## Revenue from Tax, Fine or Fee Assessed

Private Pay Patient Fees	Amount Assessed	\$ 2,222,593
	Amount Collected	\$ 2,222,593
	Authority to Collect	§41-4-7
	Method of Determining Assessment	Based on cost of adequate patient care and length of stay required for diagnosis, as well as patient's ability to pay.
	Method of Collection	Private pay billing following the month of services are rendered.
	Amt. & Purpose for which Expended Amount	Purpose
	\$ 2,222,593	To reimburse Mississippi State Hospital for services rendered in the treatment of and stay of patients not covered by a third party provider.
	Amount Transferred to General Fund	\$ -
	Authority for Transfer to General Fund	N/A
	Amount Transferred to Another Entity	\$ -
	Authority for Transfer to Other Entity	N/A

Name of Other Entity  
Fiscal Year-Ending Balance

	N/A
\$	-